

PARTS LIST

TFGN

Table of Contents

- TFGN GENERAL VIEW
- TFGN FRAMING..... GN-1
- TFGN TABLE..... GN-2
- TFGN ROTARY HOOK SHAFT TRANSMISSION BOX..... GN-3
- TFGN ROTARY HOOK BASE 1..... GN-4-1
- TFGN ROTARY HOOK BASE 2..... GN-4-2
- TFGN COLOR CHANGE SYSTEM..... GN-5
- TFGN ARM 1..... GN-6-1
- TFGN ARM 2..... GN-6-2
- TFGN ARM 3..... GN-6-3
- TFGN NEEDLE BAR CASE 1..... GN-7-1
- TFGN NEEDLE BAR CASE 2..... GN-7-2
- TFGN FRONT COVER..... GN-8
- TFGN UPPER THREAD HOLDER SET..... GN-9
- TFGN CAM DRVE SYSTEM SET 1..... GN-10-1
- TFGN CAM DRVE SYSTEM SET 2..... GN-10-2
- TFGN X-AXIS DRVE SYSTEM A1 (For M/C L=5755mm or less)..... GN-11a-1
- TFGN X-AXIS DRVE SYSTEM A2 (For M/C L=5755mm or less)..... GN-11a-2
- TFGN X-AXIS DRVE SYSTEM B (For M/C L=5756mm and more)..... GN-11b
- TFGN Y-AXIS DRVE SYSTEM 1..... GN-12-1
- TFGN Y-AXIS DRVE SYSTEM 2..... GN-12-2
- TFGN Y-AXIS DRVE SYSTEM 3..... GN-12-3
- TFGN ROTARY-TYPE TENSION BASE..... GN-13
- TFGN THREAD STAND..... GN-14
- TFGN BAR SWITCH BOX..... GN-15
- TFGN EMBROIDERY FRAME A (Standard Drive Spec.)..... GN-16a
- TFGN EMBROIDERY FRAME B (Y-Z Drive Spec.)..... GN-16b
- TFGN ELECTRICAL PARTS..... GN-17
- TFGN CONTROLLER..... GN-18
- TFGN OPERATION PANEL..... GN-19
- TFGN LCD OPERATION PANEL (OPTION)..... GN-20
- TFGN MAIN SHAFT MOTOR A (For M/C L=5755mm or less)..... GN-21a
- TFGN MAIN SHAFT MOTOR B (For M/C L=5756mm and more)..... GN-21b

Part Nos. of screws, nuts, washers etc. are listed at the end of volume.

[Explanation of Marks #'s and *'s at End of Part No.]

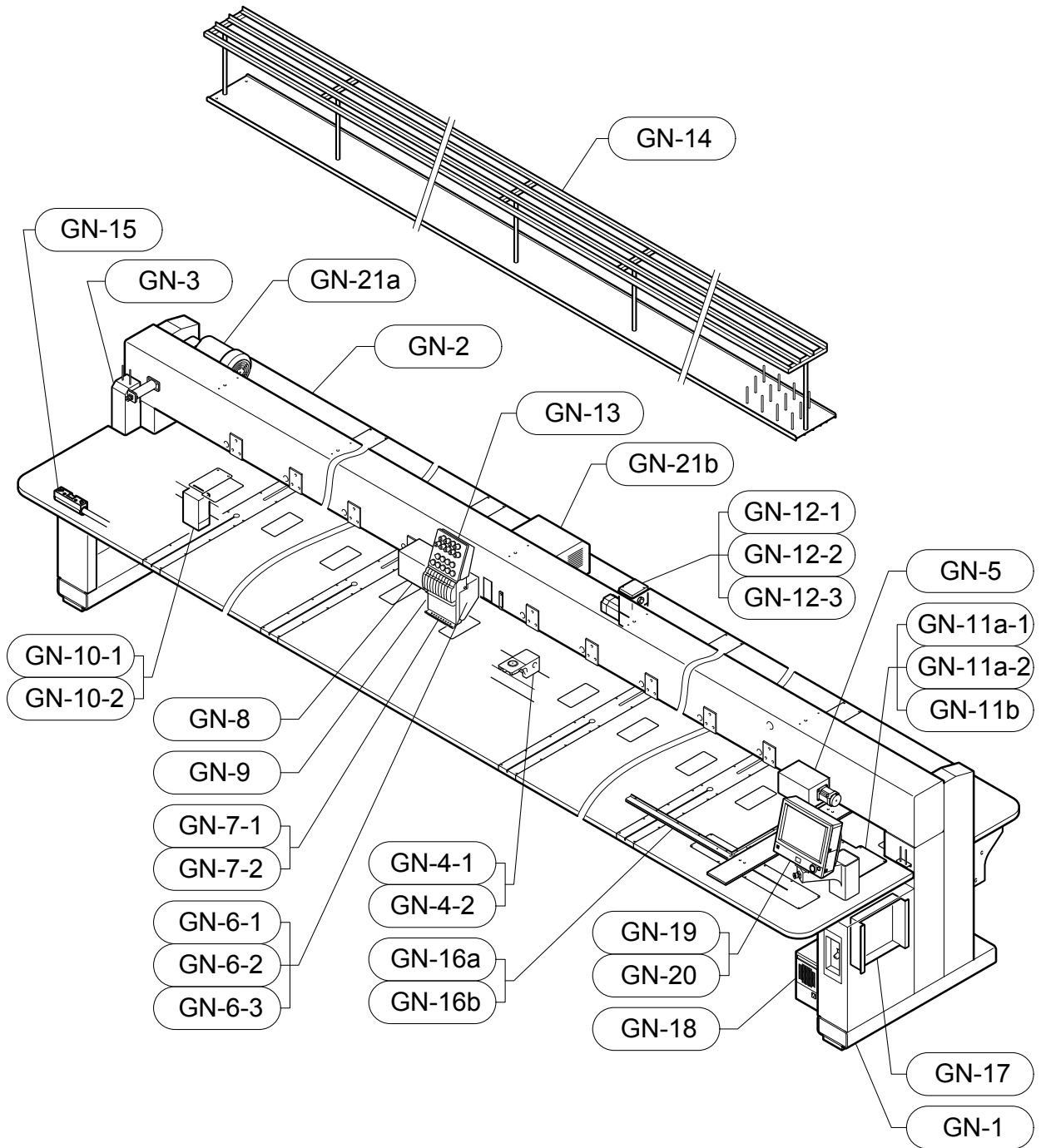
◆ Please specify, in the following manner, your machine model, manufacturing number and embroidery space when you order us with the parts having **** at the end of the part No.:

Ex.	TFGN-1215	(450X400)S	No.01234
	[Model]	[Emb. Space]	[Mfg. No.]

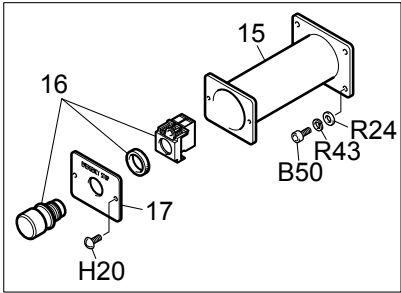
◆ Please specify the number of needles on your machine's head in your parts order by changing the marks #### into one of the 4-digit numbers below:

Ex.	The part Number, EF012345####	
	4-digit Numbers	Machine Type
	0300.....	3-needle machine
	0600.....	6-needle machine
	0900.....	9-needle machine
	1200.....	12-needle machine
	1500.....	15-needle machine

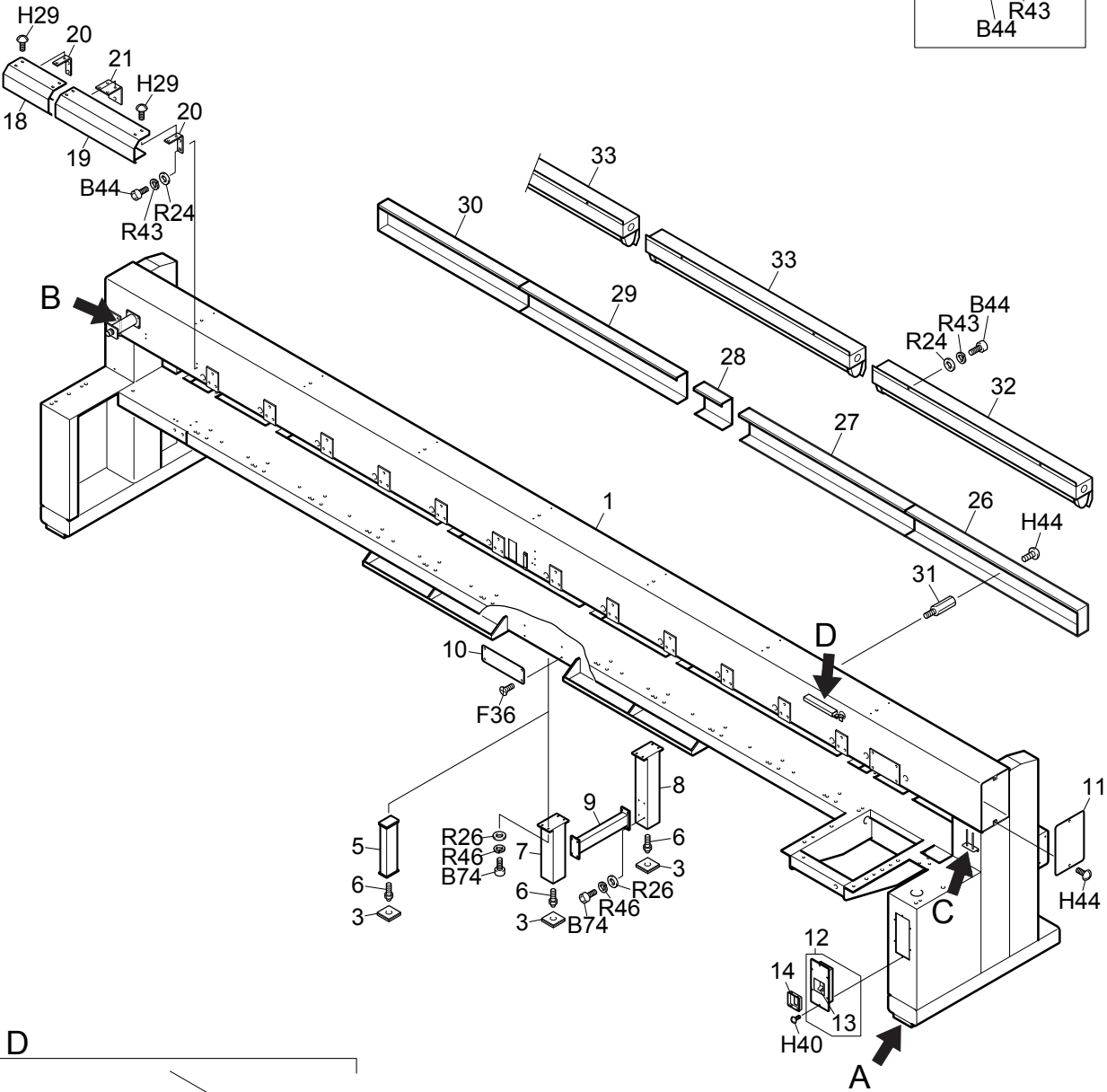
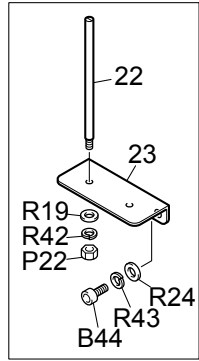
TFGN GENERAL VIEW



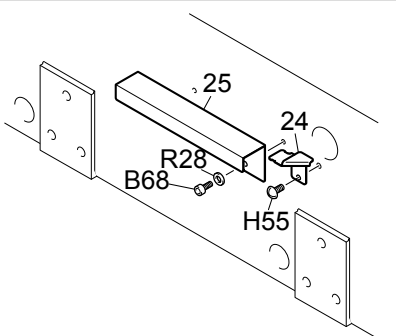
B



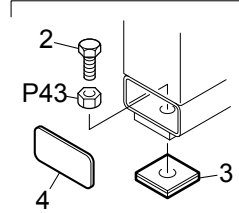
C



D



A



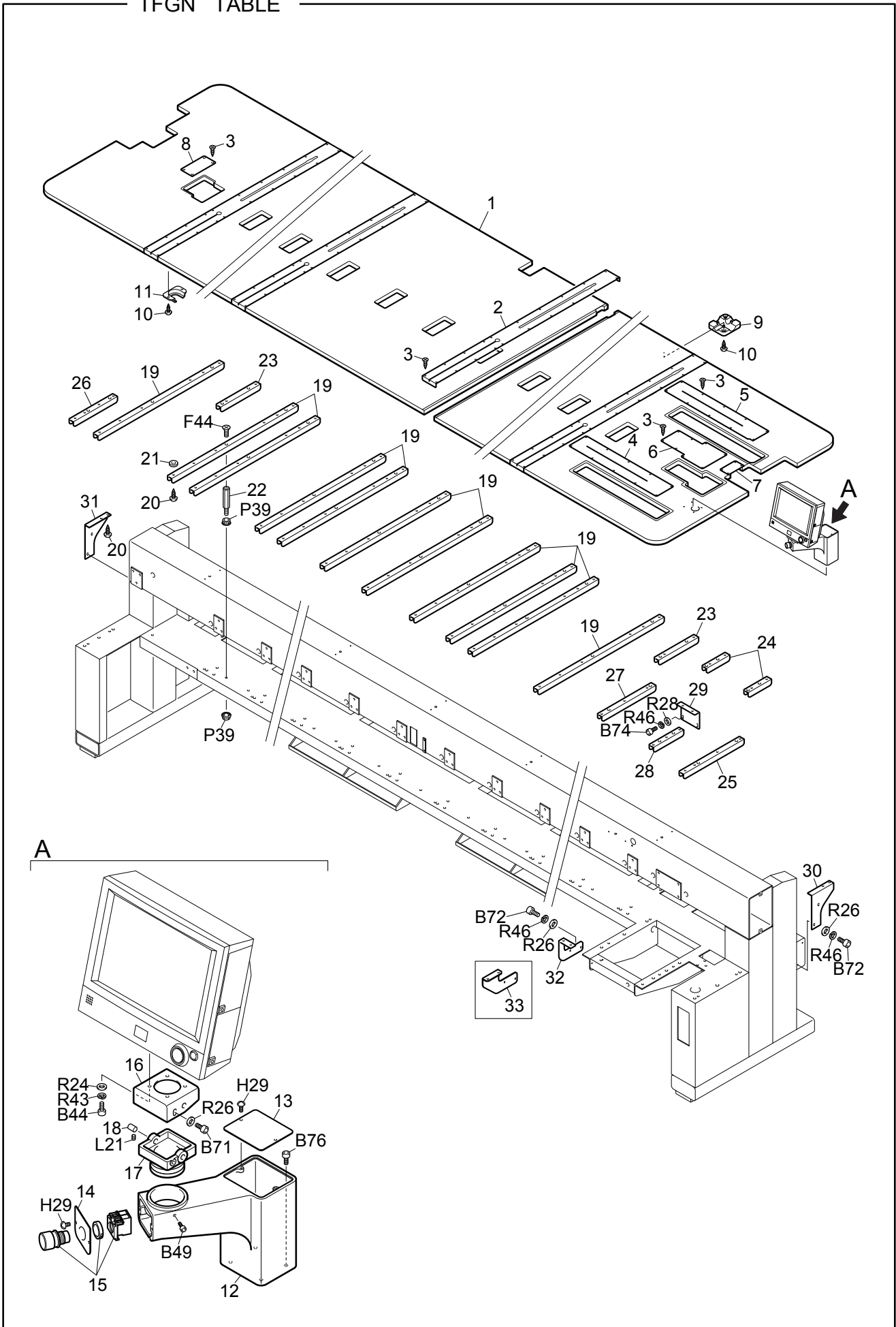
TFGN FRAMING

GN-1

Ref.No.	Description	Part No.	Remark
1	Stand	GN080100****	
1	Stand	GNG80100****	Standard Drive Spec. M/C L=5756mm and more, Y-Z Drive Spec. M/C L=5846mm -
2	Adjusting Bolt	EF0809000000	
3	Vibration-preventive Base	EF08100A0000	
3	Vibration-preventive Base A	EF0810020000	Standard Drive Spec. M/C L=6366mm and more, Y-Z Drive Spec. M/C L=6456mm -
4	Stand Cover, Lower	CT0819000000	
5	Center Support A	ED0834000000	Standard Drive Spec. M/C L=6366mm and more, Y-Z Drive Spec. M/C L=6456mm -
6	Support Adjusting Bolt	ED0833000000	
7	H-shaped Center Support, Front	GN0805000000	Standard Drive Spec. M/C L=7366mm and more, Y-Z Drive Spec. M/C L=7456mm -
8	H-shaped Center Support, Rear	GN0806000000	Standard Drive Spec. M/C L=7366mm and more, Y-Z Drive Spec. M/C L=7456mm -
9	H-shaped Center Support Joint	GN0807000000	Standard Drive Spec. M/C L=7366mm and more, Y-Z Drive Spec. M/C L=7456mm -
10	TAJIMA Brand Name Plate	CT0825010000	
11	Square Pipe Cover	CT0103B10000	
11	Square Pipe Cover	FN0846000000	Standard Drive Spec. M/C L=6366mm and more, Y-Z Drive Spec. M/C L=6456mm -
12	No Fuse Breaker Assembly	FG5801000000	For 3-phase
12	No Fuse Breaker Assembly	FG5801A00000	For Single-phase
13	No Fuse Breaker	PB003400KA00	For 3-phase
13	No Fuse Breaker	PB0034A0KA00	For Single-phase
14	Breaker Cover	FN0829000000	
15	Left Side Emergency Stop Switch Bracket A	ED0872A00000	For Y-emb. Space under 680mm
15	Left Side Emergency Stop Switch Bracket B	ED0872B00000	For Y-emb. Space: 680mm and more
16	Emergency Stop Switch	EN5807000000	
17	Emergency Stop Switch Base	ED0871000000	
18	Connecting Shaft Cover A	EDG83100****	
19	Connecting Shaft Cover	GN082600****	
20	Cover Bracket B	ED0154000000	
21	Cover Bracket C	EDG158000000	
22	Bobbin Stand Stud	EF0122000000	
23	Bobbin Stand Base	EG01060A0000	
24	Harness Clamp A	FN0834A00000	
25	Harness Presser Cover	FN0838000000	Excluding 3-Needle M/C
26	Wiring Cover A	GN0823A0****	
27	Wiring Cover B	GN0823B0****	
28	Wiring Cover C	GN0823C0****	
29	Wiring Cover D	GN0823D0****	
30	Wiring Cover E	GN0823E0****	
31	Wiring Cover Stud	GN0827000000	
32	Fluorescent Lamp	ED7402000000	For Japan, With Power Switch
32	Fluorescent Lamp	ED7403000000	For Export, With Power Switch
33	Fluorescent Lamp	ED7402A00000	For Japan, Without Power Switch
33	Fluorescent Lamp	ED7403A00000	For Export, Without Power Switch
34			
35			
36			
37			
38			
39			
40			
41			
42			

Note: As for parts with marks # or *, please follow our instructions on Table of Contents in your parts order.

(FD01)



TFGN TABLE

GN-2

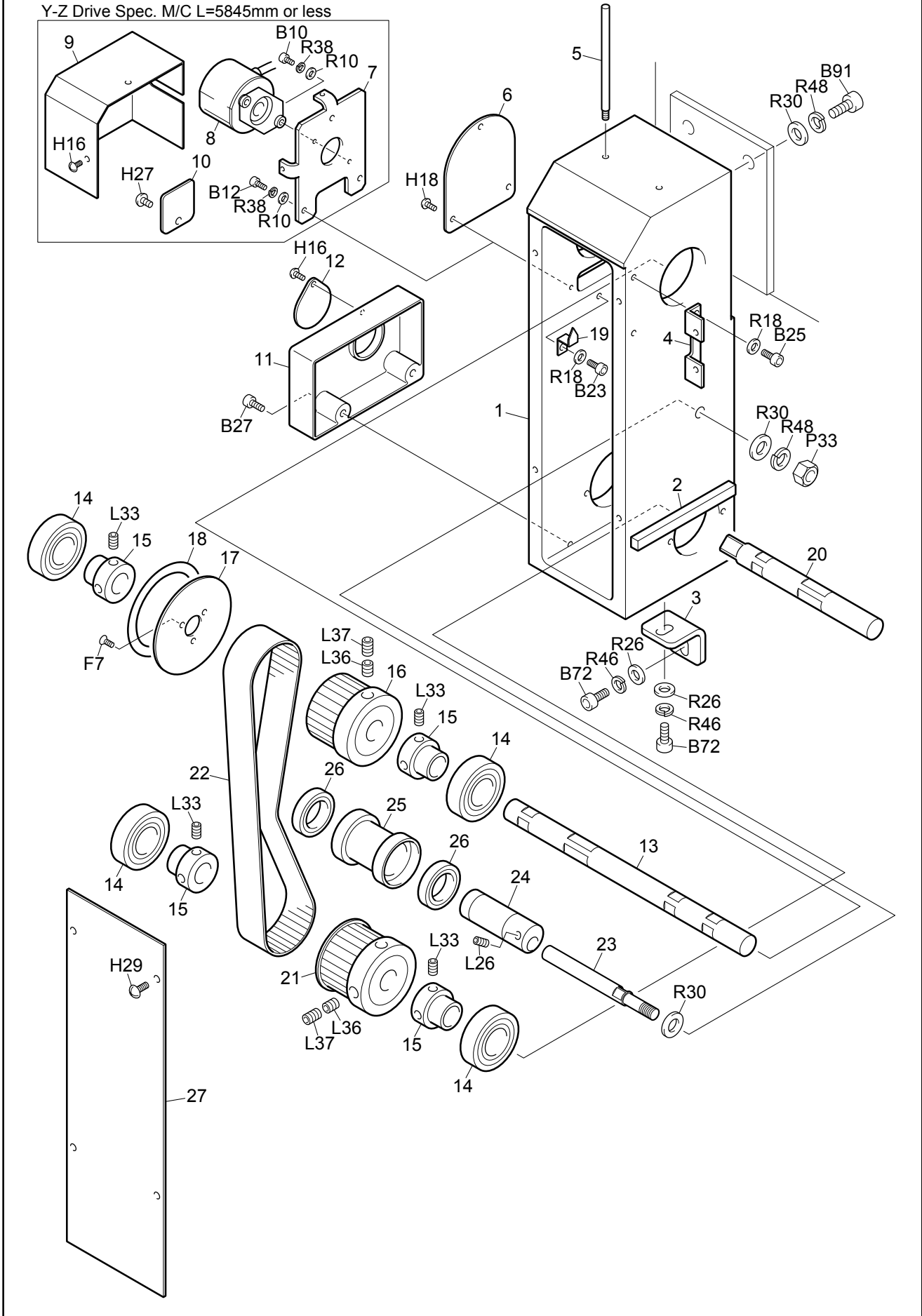
Ref.No.	Description	Part No.	Remark
1	Table	GN080200****	
1	Table	GNG80200****	Standard Drive Spec. M/C L=5756mm and more, Y-Z Drive Spec. M/C L=5846mm -
2	No.1 Table Lid	GN081600****	
3	Countersunk Head Wood Screw	ZZ110312MZ00	3.1P*12
3	Countersunk Head Wood Screw	ZZ110316MZ00	3.1P*16
4	No.2 Table Lid A	ED0806A0****	
4	No.2 Table Lid A	GN0817A0****	Standard Drive Spec. M/C L=5756mm and more, Y-Z Drive Spec. M/C L=5846mm -
5	No.2 Table Lid B	ED0806B0****	
5	No.2 Table Lid B	GN0817B0****	Standard Drive Spec. M/C L=5756mm and more, Y-Z Drive Spec. M/C L=5846mm -
6	X-axis Motor Cover	GN0814000000	Standard Drive Spec. M/C L=5756mm and more, Y-Z Drive Spec. M/C L=5846mm -
7	X-axis Belt Cover	GN0815000000	Standard Drive Spec. M/C L=5756mm and more, Y-Z Drive Spec. M/C L=5846mm -
8	Chain Cover	EF0806010000	
9	Driver Shaft Vibration Stopper	ED0704010000	
10	Round Head Wood Screw	ZZ410420CC00	4.5P*20
11	Stand Holder	TC0125000000	
12	Operation Panel Stand	GN0828010000	
13	Stand Cover	FN0825010000	
14	Front Cover A	FN0819010000	
15	Emergency Stop Switch	EN5807000000	
16	Panel Coupling A	FN0817000000	
17	Panel Coupling B	FN0818000000	
18	Coupling Pin	FN0820000000	
19	No.1 Table Support	ED100105****	For Y-emb. Space under 680mm
19	No.10 Table Support	ED101005****	Y-emb. Space 680mm and more
20	Round Head Wood Screw	ZZ410525CC00	5.1P*25
21	Table Support Spacer	MX1099000000	
22	Table Support Stud	EF1001010000	
23	No.3 Table Support	ED100305****	For Y-emb. Space under 680mm
23	No.12 Table Support	ED101205****	For Y-emb. Space: 680mm and more
24	No.4 Table Support	ED100405****	For Y-emb. Space under 680mm
24	No.13 Table Support	ED101305****	For Y-emb. Space: 680mm and more
25	No.8 Table Support	ED100805****	For Y-emb. Space under 680mm
25	No.15 Table Support	ED101505****	For Y-emb. Space: 680mm and more
26	No.9 Table Support	ED1009050000	For Y-emb. Space under 680mm
26	No.16 Table Support	ED1016050000	For Y-emb. Space: 680mm and more
27	No.44 Table Support	ED1044050000	
28	Table Support A	FN1001050000	
29	Table Support B	FN1002000000	
30	Table Support C	FN100300****	
31	No.208 Table Support	ED104200****	
32	No.2 Table Support	GN100205****	For Y-emb. Space under 680mm
33	No.1 Table Support	GN100105****	For Y-emb. Space: 680mm and more
34			
35			
36			
37			
38			
39			
40			
41			

Note: As for parts with marks # or *, please follow our instructions on Table of Contents in your parts order.

(FD01)

TFGN ROTARY HOOK SHAFT TRANSMISSION BOX

Standard Drive Spec. M/C L=5755mm or less,
Y-Z Drive Spec. M/C L=5845mm or less

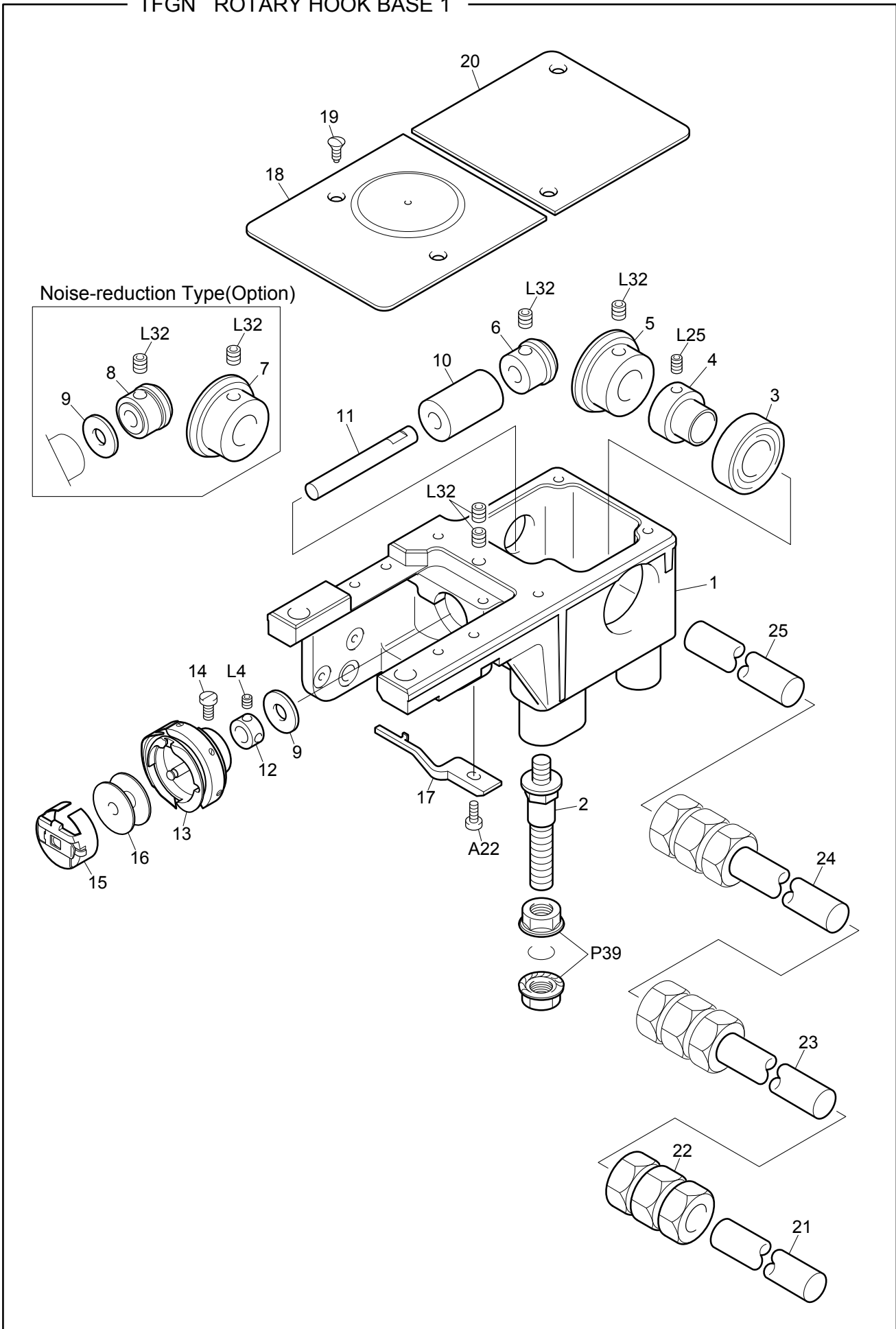


TFGN ROTARY HOOK SHAFT TRANSMISSION BOX GN-3

Ref.No.	Description	Part No.	Remark
1	Rotary Hook Shaft Transmission Box	ED0148030000	
1	Rotary Hook Shaft Transmission Box	EDC148030000	For Jumbo Rotary Hook
2	Sponge Seal	ED0149000000	
3	Box Stay	ED0114000000	
4	Cover Bracket A	ED0153010000	Standard Drive Spec. M/C L=5755mm or less, Y-Z Drive Spec. M/C L=5845mm or less
5	Bobbin Stand Stud	EF0122000000	
6	Clear Plate	ED0141000000	Standard Drive Spec. M/C L=5756mm and more, Y-Z Drive Spec. M/C L=5846mm -
7	Encoder Bracket	JX0103000000	
8	Rotary Encoder	EF6600A00000	
9	Encoder Cover	JX0104000000	
10	Clear Plate	JX0106000000	
11	Handle Cover	ED0142040000	
12	Handle Lid	ED0130010000	
13	Transmission Main Shaft C	JX0105000000	
13	Transmission Main Shaft A	ED0144010000	Standard Drive Spec. M/C L=5756mm and more, Y-Z Drive Spec. M/C L=5846mm -
14	Ball Bearing	BP6004ZZ0000	
15	15mm Dia. Bearing Case Collar	EG0111000000	
16	Rotary Hook Shaft Drive Pulley A	ED0135020000	
17	Angle Pointer Plate	ED0133010000	
18	Angle Indicator Plate	ED0170000000	
19	Angle Pointer	ED0132010000	
20	Transmission Rotary Hook Shaft	ED0139010000	
21	Rotary Hook Shaft Drive Pulley B	ED0136020000	
22	Timing Belt	BPS5M250575G	
23	Tension Shaft	ED0137010000	
24	Eccentric Pin	ED0138010000	
25	Idler	ED0134010000	
26	Ball Bearing	BP6804ZZ0000	
27	Transmission Box Cover	ED0143010000	
28			
29			
30			
31			
32			
33			
34			
35			
36			
37			
38			
39			
40			
41			
42			
43			
44			
45			
46			
47			
48			

Note: As for parts with marks # or *, please follow our instructions on Table of Contents in your parts order.

(FD01)



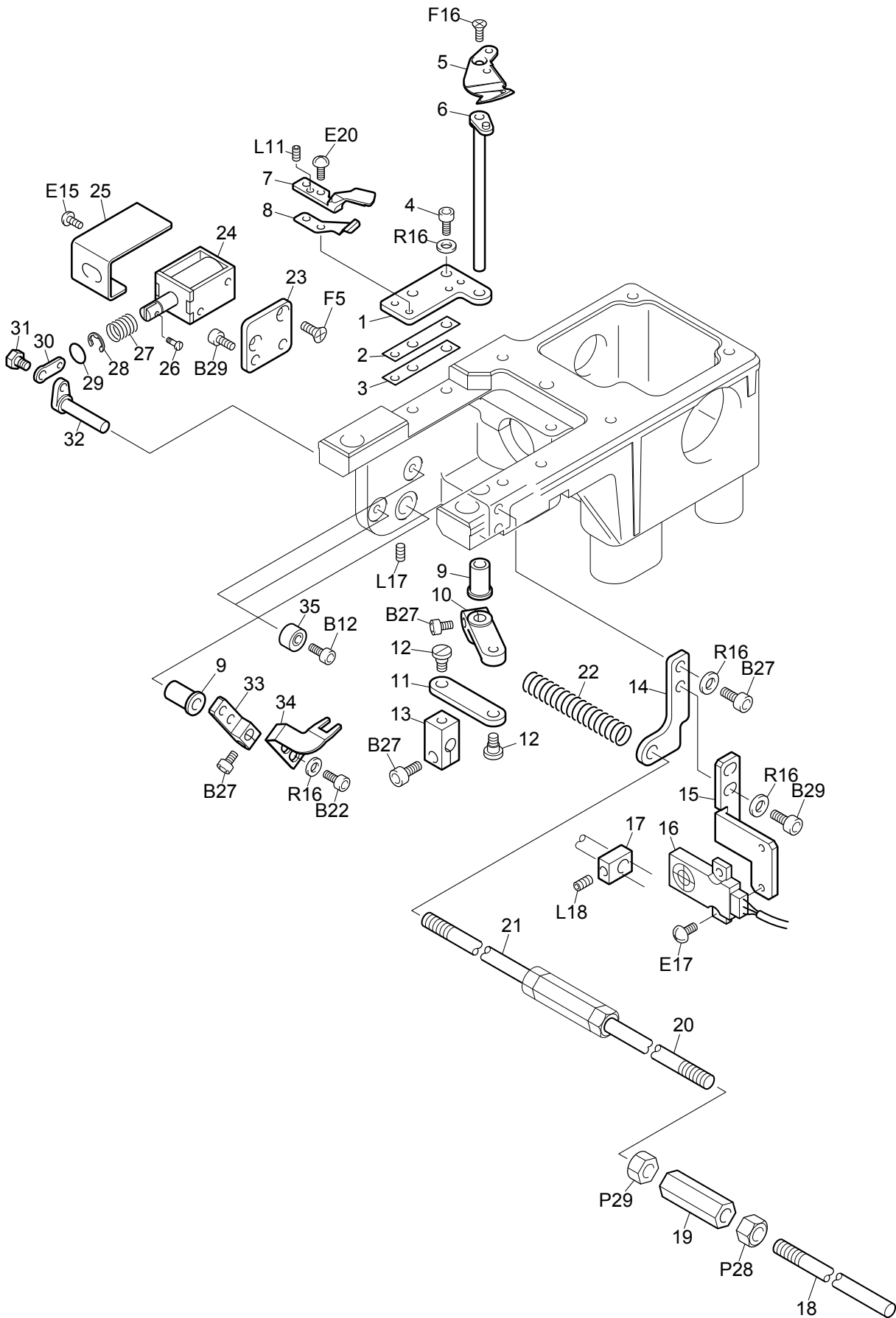
TFGN ROTARY HOOK BASE 1

GN-4-1

Ref.No.	Description	Part No.	Remark
1	Rotary Hook Base A	FX0201AC0000	
1	Rotary Hook Base A	FXC201AC0000	For Jumbo Rotary Hook
2	Rotary Hook Base Stud	FX0225000000	
3	Ball Bearing	BP6003ZZ0000	
4	15mm Dia. Bearing Collar	EG0227000000	
5	Spiral Bevel Gear A	EF0203000001	
6	Spiral Bevel Gear B	EF0204000001	
7	Spiral Bevel Gear A	EF0203B00000	Iron Gear: Can be used with Plastic Spiral Bevel Gear B as a set
8	Spiral Bevel Gear B	EF0204040000	Plastic Gear
9	Rotary Hook Shaft Spacer	EF0211000000	
10	Rotary Hook Shaft Bushing	EF0206000000	
10	Rotary Hook Shaft Bushing	EFC206010000	For Jumbo Rotary Hook
11	Rotary Hook Shaft	EF0205010000	
12	7.94mm Dia. Collar	EF0209000000	
13	Rotary Hook	ME0505E2****	
13	Rotary Hook	MEC505E2****	For Jumbo Rotary Hook
14	Rotary Hook Set Screw	ME0506000000	
15	Bobbin Case	ME050300****	
15	Bobbin Case	MEC503000DBM	For Jumbo Rotary Hook
16	Bobbin	ME050402****	
16	Bobbin	MEC504010DBM	For Jumbo Rotary Hook
17	Rotary Hook Support	EF021000****	
17	Rotary Hook Support	EFC210000000	For Jumbo Rotary Hook
18	Needle Plate	FX020200****	
19	Round Countersunk Head Screw	EG0228000000	
20	Top Lid	EG0221010000	
21	Rotary Hook Shaft Drive Shaft A	GN0818A0****	
22	N-Coupling	BPN150150000	
23	Rotary Hook Shaft Drive Shaft B	GN0818B0****	
24	Rotary Hook Shaft Drive Shaft C	GN0818C0****	
25	Rotary Hook Shaft Drive Shaft D	GN0818D0****	
26			
27			
28			
29			
30			
31			
32			
33			
34			
35			
36			
37			
38			
39			
40			
41			
42			
43			
44			

Note: As for parts with marks # or *, please follow our instructions on Table of Contents in your parts order.

(EE06)



TFGN ROTARY HOOK BASE 2

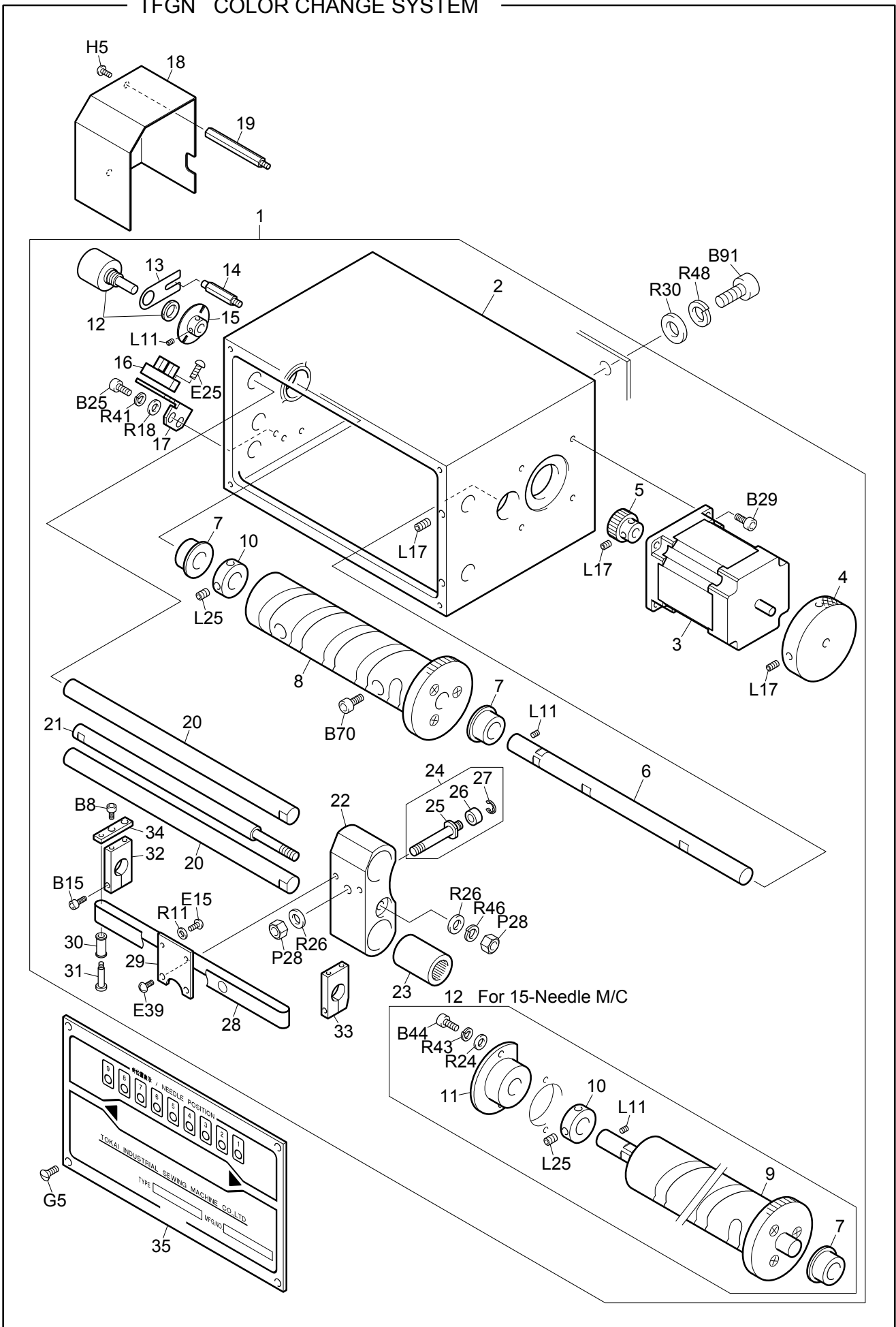
GN-4-2

Ref.No.	Description	Part No.	Remark
1	Knife Base	FX0203000000	
2	Adjusting Liner	FX0209000000	0.1mm Thick
3	Adjusting Liner	FX0210000000	0.05mm Thick
4	Hexagon Socket Head Cap Screw	EG0219000000	
5	Movable Knife	FX0227000000	
6	Knife Drive Shaft	EG0205040000	
7	Fixed Knife	FX0228000000	
8	Under Thread Presser	FX0229000000	
9	Bushing	EG0211000000	
10	Knife Drive Arm	AT0205000000	
11	Knife Connecting Lever	AT0207000000	
11	Connecting Plate	GS0206000000	For the Last Head
12	Connecting Lever Pin	AT0206010000	
13	Connecting Stud	AT0208000000	
14	Connecting Shaft Holder	FX0208000000	
15	Sensor Bracket A	GN0201000000	
16	Proximity Switch	PB001300KN00	
17	Searching Block	FX0217000000	
18	Thread Trimming Shaft A	GN0819A0****	
19	M6 Joint	EF0827010000	
20	Thread Trimming Shaft B	GN0819B0****	
21	Thread Trimming Shaft C	GN0819C0****	
22	Presser Foot Spring B	EF0614B30000	
23	Solenoid Base	EG0214000000	
24	Solenoid	AT6806D10000	
25	Solenoid Cover	EG02100A0000	
26	Solenoid Pin	EG0252000000	
27	Compressed Spring	EG0218000000	
28	E-ring	BPE400000000	
29	Needle Bar O-Ring	EF0621000000	
30	Connecting Rod	EG0251000000	
31	Stepped Pin	EG0215000000	
32	Connecting Lever Pin	EG0217000000	
33	Picker Connecting Stud	EG0212000000	
34	Wide Picker	EG0213020000	
35	Eccentric Stopper	EG0220000000	
36			
37			
38			
39			
40			
41			
42			
43			
44			
45			
46			
47			
48			
49			

Note: As for parts with marks # or *, please follow our instructions on Table of Contents in your parts order.

(FD01)

TFGN COLOR CHANGE SYSTEM



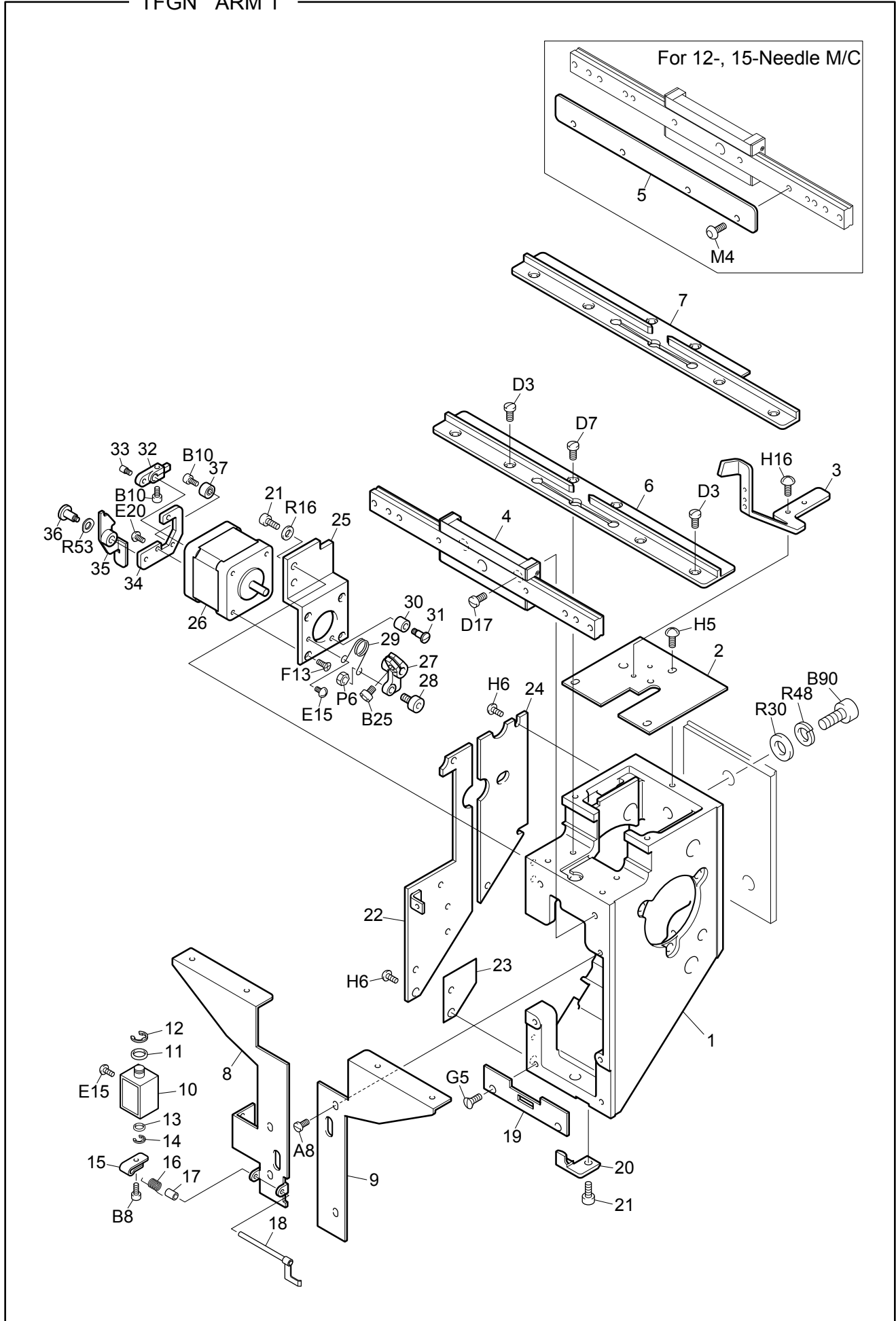
TFGN COLOR CHANGE SYSTEM

GN-5

Ref.No.	Description	Part No.	Remark
1	Color Change System Assembly	UN09002A****	
2	Color Change Box	FN041400####	
3	Pulse Motor	JX6403000000	
4	Manual Handle	CT0209000000	
5	18T Motor Gear	CT0204000000	
6	Cam Shaft	CT020301####	
7	Cam Shaft Bushing	EF0407000000	
8	Color Change Cam Set	CT020201####	
9	Color Change Cam Set	CT0202011200	For 12-Needle M/C
9	Color Change Cam Set	CT0202011500	For 15-Needle M/C
10	12mm Dia. Collar	TQ0323000000	
11	Cam Shaft Bushing	CT0212000000	
12	Potentiometer	PB000100RV00	
13	Potentiometer Attaching Plate	CL0427010000	
14	Potentiometer Stud	FN0410010000	
15	Switch Collar	FN0408000000	
16	Photo-interrupter	EG7102000000	
17	Photo Micro Sensor Bracket	FN0407000000	
18	Potentiometer Cover	FN0413010000	
19	Potentiometer Cover Stud	FN0412000000	
20	Guide Shaft	CT020600####	
21	Slide Shaft	CT020500####	
22	Slide Boss	EF0402010000	
23	Slide Bearing	BPLME1222322	
24	Cam Roller Set	EF0404S00000	
25	Cam Pin	EF0403000000	
26	Cam Roller	EF0404000000	
27	E-ring	BPE300000000	
28	Needle Position Indicating Belt	CT020800####	
29	Belt Joint Plate	EF0429000000	
30	Roller	EF0425000000	
31	Roller Pin	EF0428000000	
32	Base Split Collar	EF0430000000	
33	Color Change Split Color	CT0207000000	
34	Roller Base	EF0427000000	
35	Model Name Plate	GN040100****	
36			
37			
38			
39			
40			
41			
42			
43			
44			
45			
46			
47			
48			
49			

Note: As for parts with marks # or *, please follow our instructions on Table of Contents in your parts order.

(EE06)



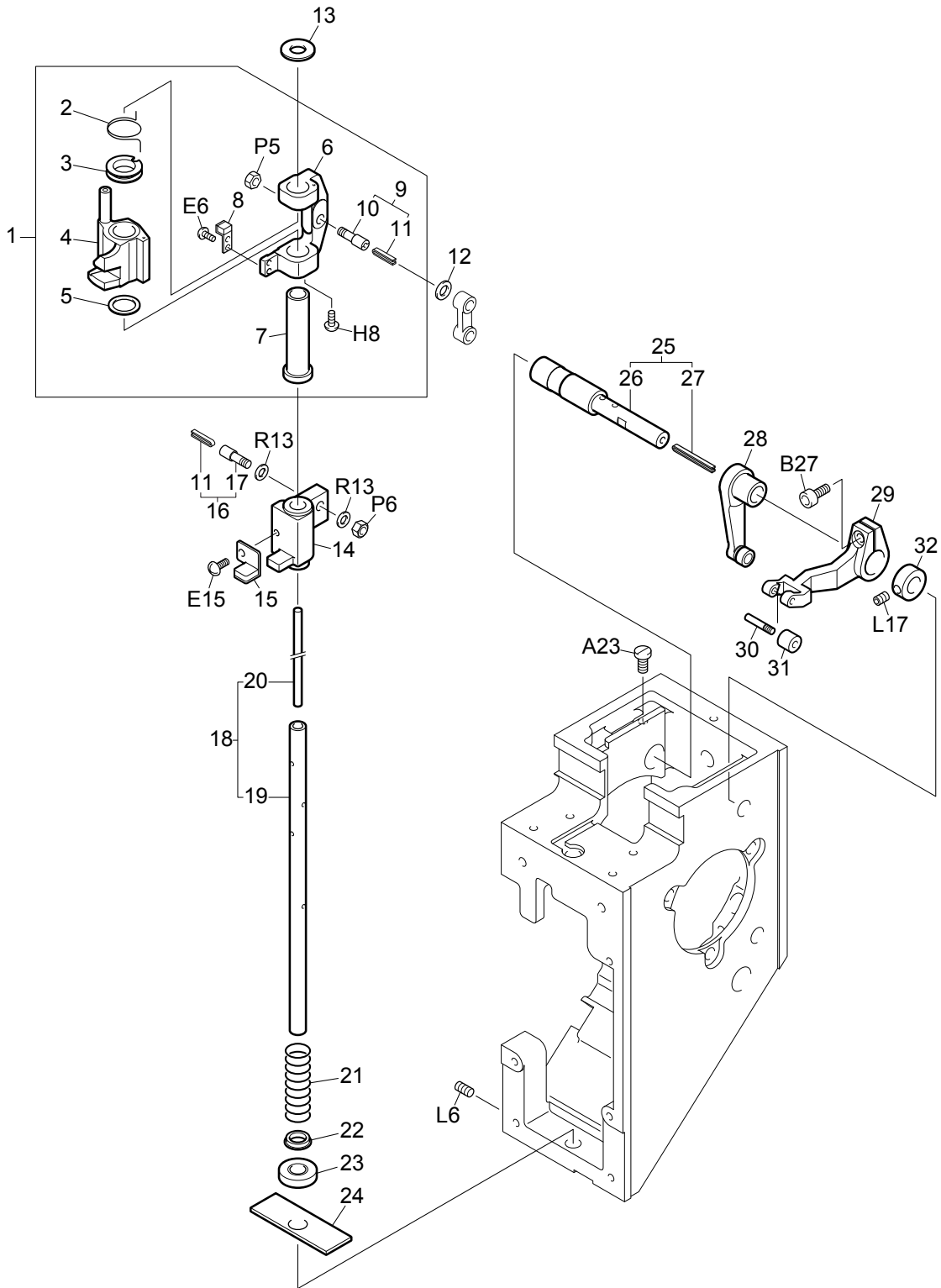
TFGN ARM 1

GN-6-1

Ref.No.	Description	Part No.	Remark
1	Arm	FN0501020000	
2	Top Cover	FN05030B0000	
3	Sensor Arm	FN0504010000	
4	Case Linear	FX056600####	
5	Reinforcing Plate	FX056900####	
6	Take-up Lever Guide Rail	CL0571000300	For 3-Needle M/C
6	Take-up Lever Guide Rail	CL059200****	Note:
7	Take-up Lever Guide Rail	CL0592C0****	For Arm positioned at Left-side of Main Shaft Pulley
7	Take-up Lever Guide Rail	GN050100****	For Arm positioned at Left-side of Main Shaft Pulley, 15-Needle M/C
8	Arm Front Cover L	FN0522L2####	
9	Arm Front Cover R	FX0568RA####	
10	Upper Thread Locking Solenoid	FG6801000000	
11	O-Ring	BPS700000000	
12	E-ring	BPE400000000	
13	O-Ring	BPSS01800000	
14	E-ring	BPE015000000	
15	Contact Point Lever	FN0524000000	
16	Return Spring	FN0526000000	
17	Spring Holder Collar	FN0525000000	
18	Drive Lever	FN0527000000	
19	Arm Guide Plate	FN0528010000	
20	Positioning Plate	FX0526000000	
21	Hexagon Socket Head Cap Screw	EG0219000000	
22	Arm Side Cover A	JX0509000000	
23	Seal Packing	FX0553200000	
24	Arm Side Cover B	FX0554AB0000	
25	Jump Motor Base	JX0510000000	
26	Pulse Motor	RX6402000000	
27	Jump Lever	MX0502010000	
28	Roller Pin E	JX0502S00000	
29	Jump Lever Return Spring	MX0503020000	
30	Cushion	AT0404000000	
31	Cushion Pin	AT0405000000	
32	Clutch Motor Lever	JX0506000000	
33	Clutch Pin	JX0507000000	
34	Clutch Base	JX0505000000	
35	Clutch Lever	JX0503000000	
36	Lever Fixing Screw	JX0504000000	
37	Eccentric Stopper	EG0220000000	
38			
39			Note: When ordering this part, please also
40			specify for which head (1st head, last head,
41			or other than these heads) it is used.
42			
43			
44			
45			
46			
47			
48			

Note: As for parts with marks # or *, please follow our instructions on Table of Contents in your parts order.

(FD01)



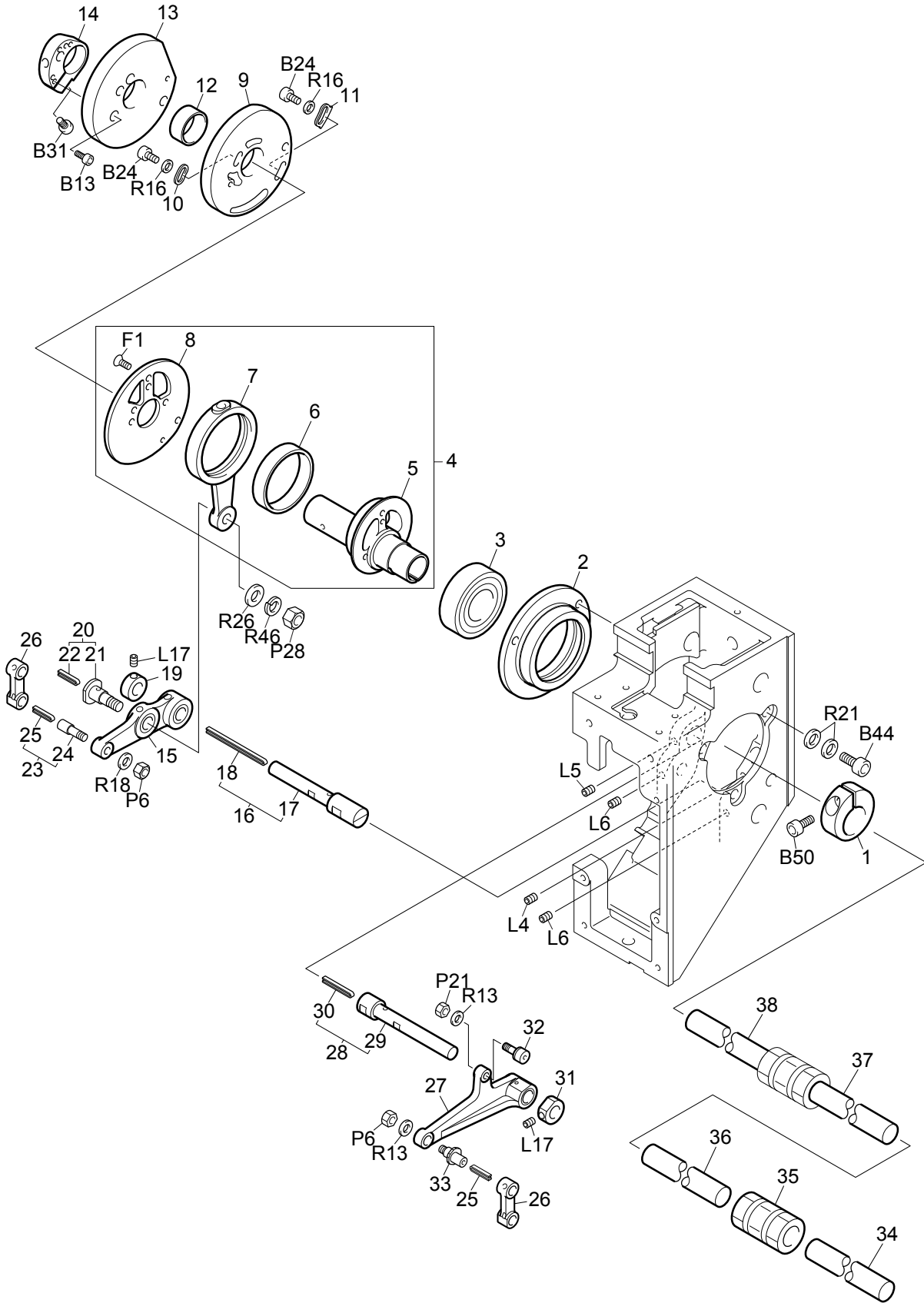
TFGN ARM 2

GN-6-2

Ref.No.	Description	Part No.	Remark
1	Needle Bar Reciprocator Set	UN25009400GN	
2	Jump Spring	FX0516000000	
3	Spring Cradle	FX0564000000	
4	Needle Bar Reciprocator	FX0515010000	
5	Needle Bar Reciprocator Spacer	EF0554000000	
6	Reciprocator Slide Block	FN0505020000	
7	Needle Bar Drive Shaft Bushing	CX0506010000	
8	Stopper Base	FX0519000000	
9	No.5 Pin Set	UN2505900000	
10	No.5 Pin	JX0508000000	
11	Wick B	EF0557000000	
12	Connecting Rod Washer	EF0555010000	0.5mm Thick
12	Connecting Rod Washer	EF0555010040	0.4mm Thick
12	Connecting Rod Washer	EF0555010030	0.3mm Thick
13	Needle Bar Felt Packing	LE0537200000	
14	Presser Foot Reciprocator	FN0521010000	
15	Cushion Bracket	GN0502000000	
16	No.3 Pin Set	UN2505101000	
17	No.3 Pin	EF0511010000	
18	Needle Bar Drive Shaft Set	UN2501102000	
19	Needle Bar Drive Shaft	FX0522030000	
20	Needle Bar Drive Shaft Wick	EG0536000000	
21	Balancer Spring	FN0506000000	
22	Spring Collar	FN0507000000	
23	Bearing Case Collar	ME0555000000	
24	Needle Bar Drive Shaft Felt	FX0524000000	
25	Take-up Lever Drive Lever Pin Set	CL0572S10000	
26	Take-up Lever Drive Lever Pin	CL0572010000	
27	Wick B	EG0544000000	
28	Take-up Lever Drive Lever A Set	CL0573S00000	
29	Take-up Lever Drive Lever B	CL0574010000	
30	Roller Pin	CL0577000000	
31	8mm Dia. Roller	CL0578010000	
32	8mm Dia. Collar	EF0418000000	
33			
34			
35			
36			
37			
38			
39			
40			
41			
42			
43			
44			
45			
46			
47			
48			

Note: As for parts with marks # or *, please follow our instructions on Table of Contents in your parts order.

(EE06)



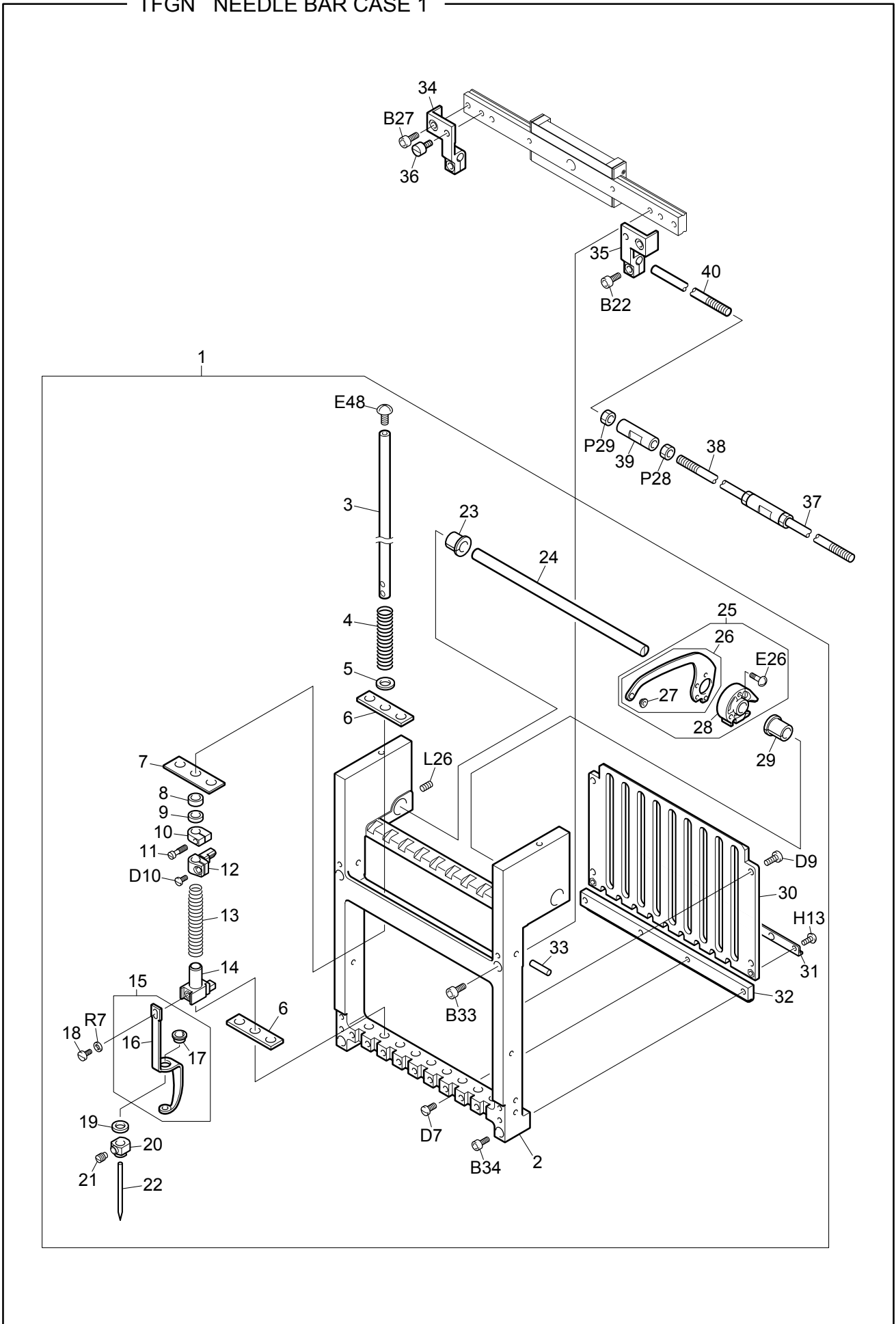
TFGN ARM 3

GN-6-3

Ref.No.	Description	Part No.	Remark
1	Needle Bar Cam Tightening Collar	EF0508000000	
2	Bearing Case	EF0502010000	
3	Ball Bearing	BP6004ZZ0000	
4	Needle Bar Drive Cam Set	UN250100B0NR	
5	Needle Bar Drive Cam	FX0502000000	
6	Needle Cage	BPK384188X01	
7	Connecting Rod	EF0505010000	
8	Take-up Lever Cam Base	CL0576000000	
9	Take-up Lever Drive Cam	FX0570000000	
9	Take-up Lever Drive Cam	FN0502000000	For Jumbo Rotary Hook
10	Cam Washer	EF0522000000	
11	Cam Washer A	EF0522A00000	
12	Cam Spacer	MX0505020000	
13	Presser Foot Cam	MX0508030000	
14	Presser Foot Cam Boss	MXJ509010000	
15	Needle Bar Drive Lever Set	EG0527000000	
16	No.2 Pin Set	UN2505300000	
17	No.2 Pin	EG0528000000	
18	Wick A	EG0543000000	
19	8mm Dia. Collar	EF0418000000	
20	No.1 Pin Set	UN2505601000	
21	No.1 Pin	FX0506010000	
22	Wick A	EF0556000000	
23	No.3 Pin Set	UN2505101000	
24	No.3 Pin	EF0511010000	
25	Wick B	EF0557000000	
26	Needle Bar Drive Connecting Rod	EF0513000000	
27	Drive Lever	MX0510020000	
28	No.1 Drive Shaft Set	UN2505501000	
29	No.1 Drive Shaft	FX0504010000	
30	Wick C	EF0558000000	
31	8mm Dia. Collar	MX0507000000	
32	Cam Follower	BPCFS4000000	
33	Eccentric Pin	MX0511010000	
34	Needle Bar Drive Shaft A	GN0820A0****	
35	N-Coupling	BPN150150000	
36	Needle Bar Drive Shaft B	GN0820B0****	
37	Needle Bar Drive Shaft C	GN0820C0****	
38	Needle Bar Drive Shaft D	GN0820D0****	
39			
40			
41			
42			
43			
44			
45			
46			
47			
48			
49			

Note: As for parts with marks # or *, please follow our instructions on Table of Contents in your parts order.

(FD01)



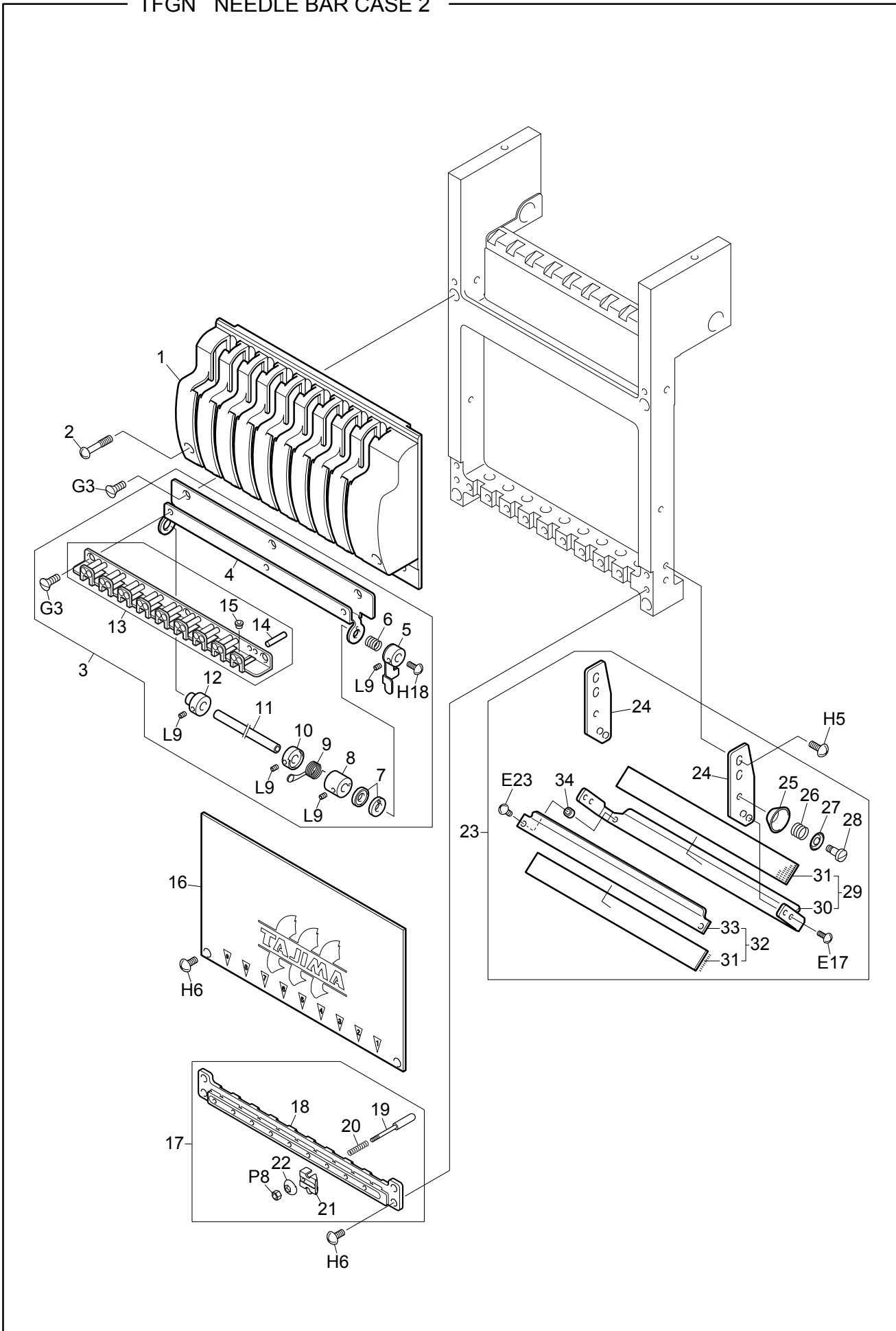
TFGN NEEDLE BAR CASE 1

GN-7-1

Ref.No.	Description	Part No.	Remark
1	Needle Bar Case Set	UN260122####	
1	Needle Bar Case Set	UN260121####	For Jumbo Rotary Hook
2	Needle Bar Case	FN060100####	
3	Needle Bar	FX0632000000	
4	Needle Bar Holder Spring	EF0618030000	
5	Spring Shoe Washer	EF0619000000	
6	Felt Packing	EF062300####	
7	Cushion Rubber B	EF062700####	
8	Cushion Ring F	FX0616010000	
9	Cushion Ring E	FX0615000000	
10	Upper Dead Point Stopper	EF0617010000	
11	Flat Fillister Head Screw	EF0647000000	
12	Needle Bar Connecting Stud	CX0606010000	
13	Presser Foot Spring A	FX0647A00000	
13	Presser Foot Spring D	FX0647B00000	For Thick Material
14	Presser Foot Connecting Stud	FX0621010000	
15	Presser Foot Set	FX0620S00000	
16	Presser Foot	FX0620100000	
17	Presser Foot Bushing	EF0613220000	
18	Presser Foot Set Screw	FX0622000000	
19	Cushion Ring A	EF0642020000	
20	Needle Clamp	C90029020000	
21	Needle Set Screw	EF0615000000	
22	Needle	EF06405Z1110	DB K5Z1 #11
23	Take-up Lever Positioning Bushing	EF0606000000	
24	Take-up Lever Shaft	EF060200####	
24	Take-up Lever Shaft	FX0602001200	For 12-Needle M/C
24	Take-up Lever Shaft	ED0F16000000	For 15-Needle M/C
25	Roller Type Take-up Lever Set	FX0645S00000	
25	Roller Type Take-up Lever Set	CL0611S20000	For Jumbo Rotary Hook
26	Take-up Lever	FX0645000000	
26	Take-up Lever	FX0603020000	For Jumbo Rotary Hook
27	Thread Guide	MX0521010000	
28	Take-up Lever Boss	CL0611010000	
29	Take-up Lever Adjusting Bushing	EF0605000000	
30	Needle Bar Guide Rail	FN062101####	
31	Rail Guide	FN062300####	
32	Case Rail, Lower	FX061200####	
32	Case Rail, Lower	ED0F15000000	For 15-Needle M/C
33	Parallel Pin	BPH70416L000	
34	Color Change Bracket L	FX0640L00000	
35	Color Change Bracket R	FX0640R00000	
36	Pin No.714	CD0E16000000	
37	Slide Shaft A	GN0821A0****	
38	Slide Shaft B	GN0821B0****	
39	M6 Joint	EF0827010000	
40	Slide Shaft C	GN0821C0****	
41			
42			
43			

Note: As for parts with marks # or *, please follow our instructions on Table of Contents in your parts order.

(FD01)



TFGN NEEDLE BAR CASE 2

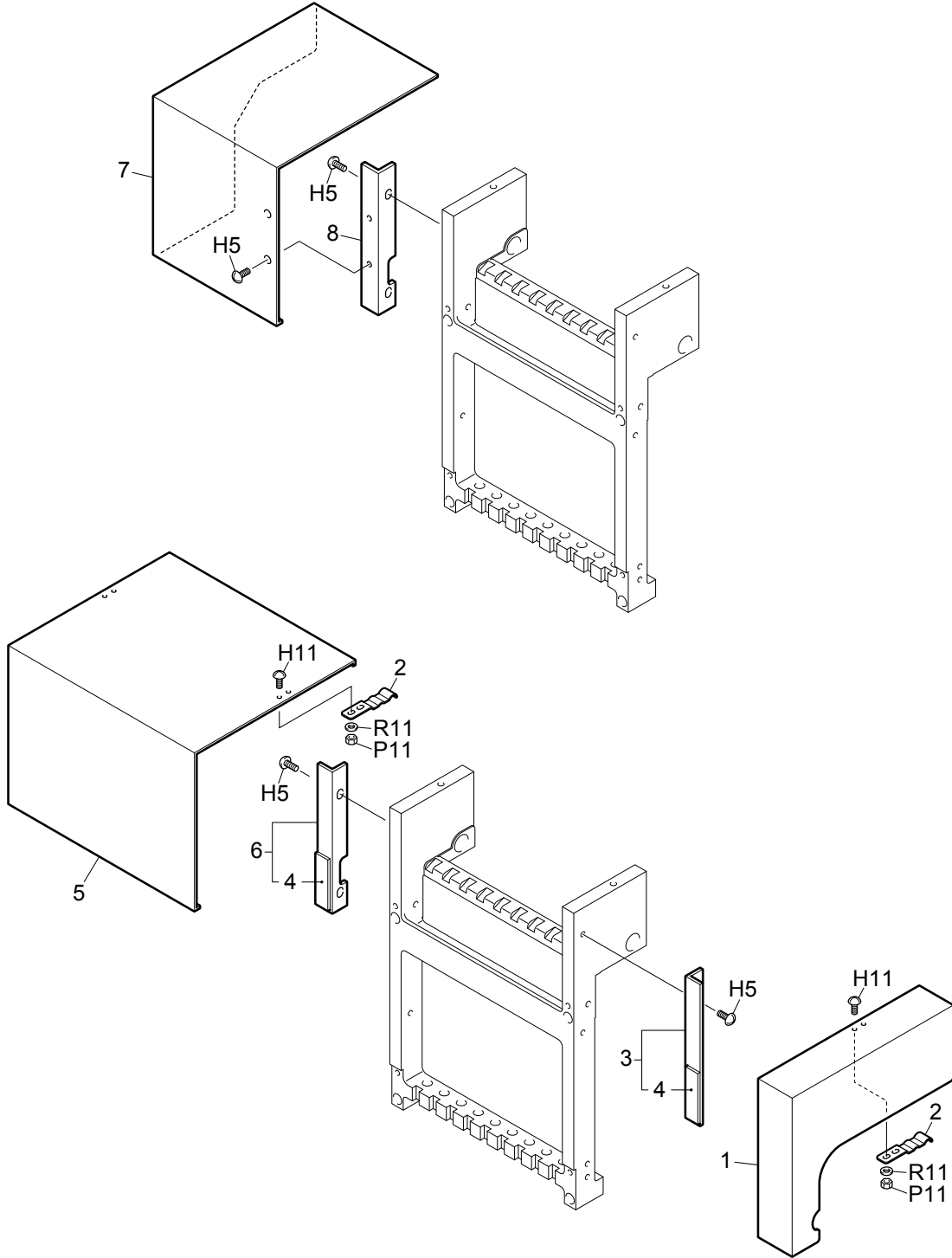
GN-7-2

Ref.No.	Description	Part No.	Remark
1	Top Cover	FN064100####	
2	Top Cover Attaching Screw	CX0675000000	
3	Thread Take-up Spring Attaching Base Set	UN260132####	
4	Thread Take-up Spring Attaching Base	FN063101####	
5	Retracting Lever Set	FN0639000000	
6	Push Spring	FN0638000000	
7	Knurled Screw	FN0640000000	
8	Tension Collar	FN0636000000	
9	Thread Take-up Spring	FN0637000000	
10	Stroke Adjuster A	FN0634000000	
11	5 mm Dia. Shaft	FN063301####	
12	Bushing	FN0643000000	
13	Roller-type Large Thread Holder Set	FN063201####	
14	Needle Roller	FN0642000000	
15	Thread Guide	MX0521010000	
16	Face Plate	FN062202####	
17	Upper Thread Locking Device	UN260200####	
18	Holder Base	FN062803####	
19	Lock Shaft	FN0624010000	
20	Lock Spring	FN0625010000	
21	Presser Fixture	FN0626020000	
22	Nut Cap	FN0619000000	
23	Thread Presser Base Set	UN680033####	
24	Thread Holder Bracket	AT0323000000	
25	Thread Suspender Disk	EF0637000000	
26	Thread Suspender Spring	EF0639000000	
27	Thread Suspender Spring Presser	EF0638000000	
28	Thread Suspender Attaching Screw	AT2311000000	
29	Thread Presser Base (with Tape)	UN680172####	
30	Thread Presser Base	AT032400####	
31	Velcro	AT030500####	
31	Velcro	FX0631201200	For 12-Needle M/C
31	Velcro	ED0F20001500	For 15-Needle M/C
32	Thread Presser Lid (with Tape)	UN680182####	
33	Thread Presser Lid	AT032500####	
34	Thread Presser Spacer	AT0304000000	
35			
36			
37			
38			
39			
40			
41			
42			
43			
44			
45			
46			
47			
48			

Note: As for parts with marks # or *, please follow our instructions on Table of Contents in your parts order.

(FD01)

TFGN FRONT COVER



TFGN FRONT COVER

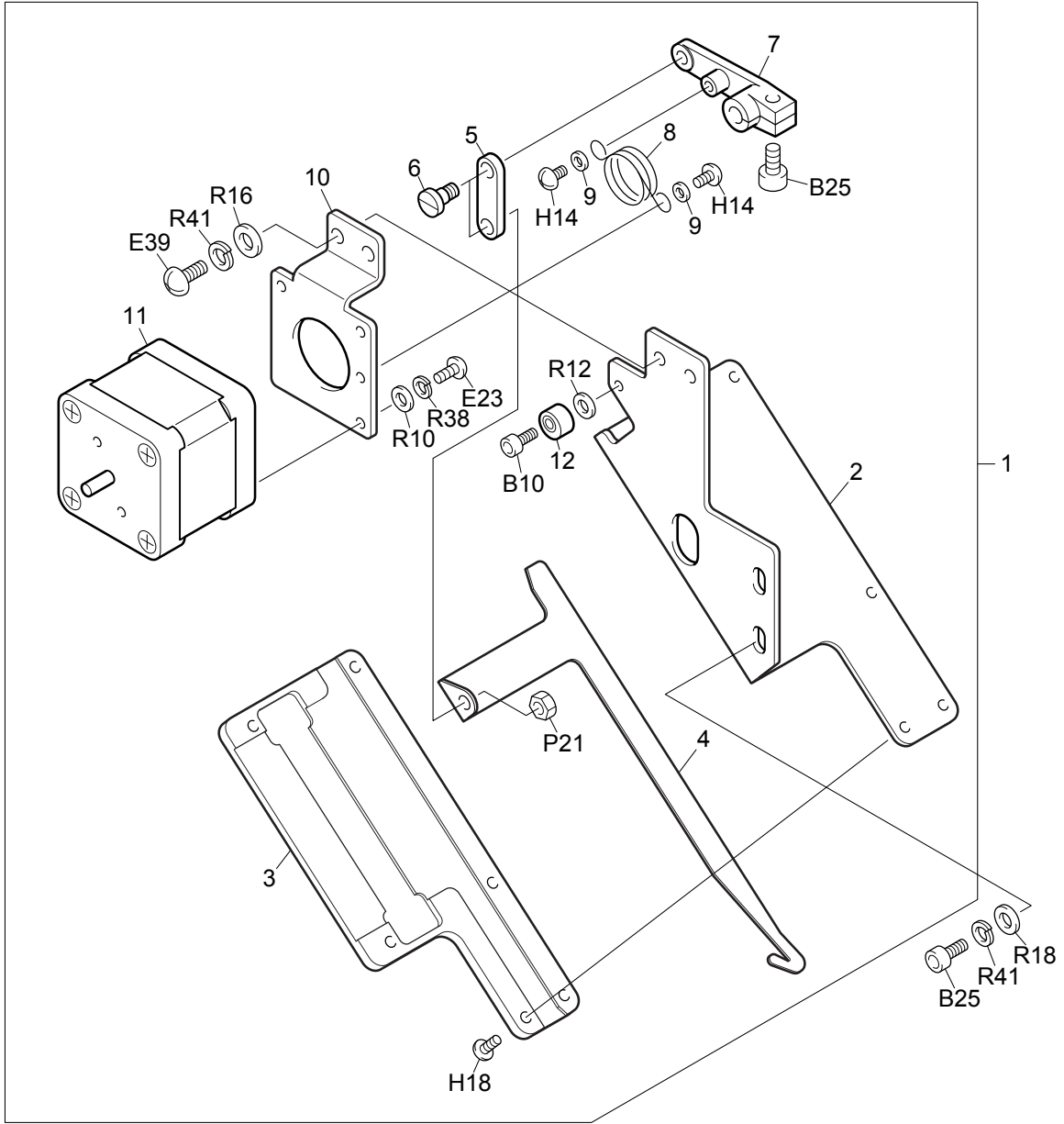
GN-8

Ref.No.	Description	Part No.	Remark
1	Front Cover A	MX08150A0000	
2	Cover Plate Spring	FX0805010000	
3	Cover Attaching Bracket R	FX0637R00000	
4	Plate Magnet	FX0628200000	
5	Front Cover B	MX08160C****	
6	Cover Attaching Bracket L	FX0637L00000	
7	Front Cover C	ED082201####	
8	Cover Attaching Bracket C	FX0641C00000	
9			
10			
11			
12			
13			
14			
15			
16			
17			
18			
19			
20			
21			
22			
23			
24			
25			
26			
27			
28			
29			
30			
31			
32			
33			
34			
35			
36			
37			
38			
39			
40			
41			
42			
43			
44			
45			
46			
47			
48			
49			
50			

Note: As for parts with marks # or *, please follow our instructions on Table of Contents in your parts order.

(EE06)

TFGN UPPER THREAD HOLDER SET



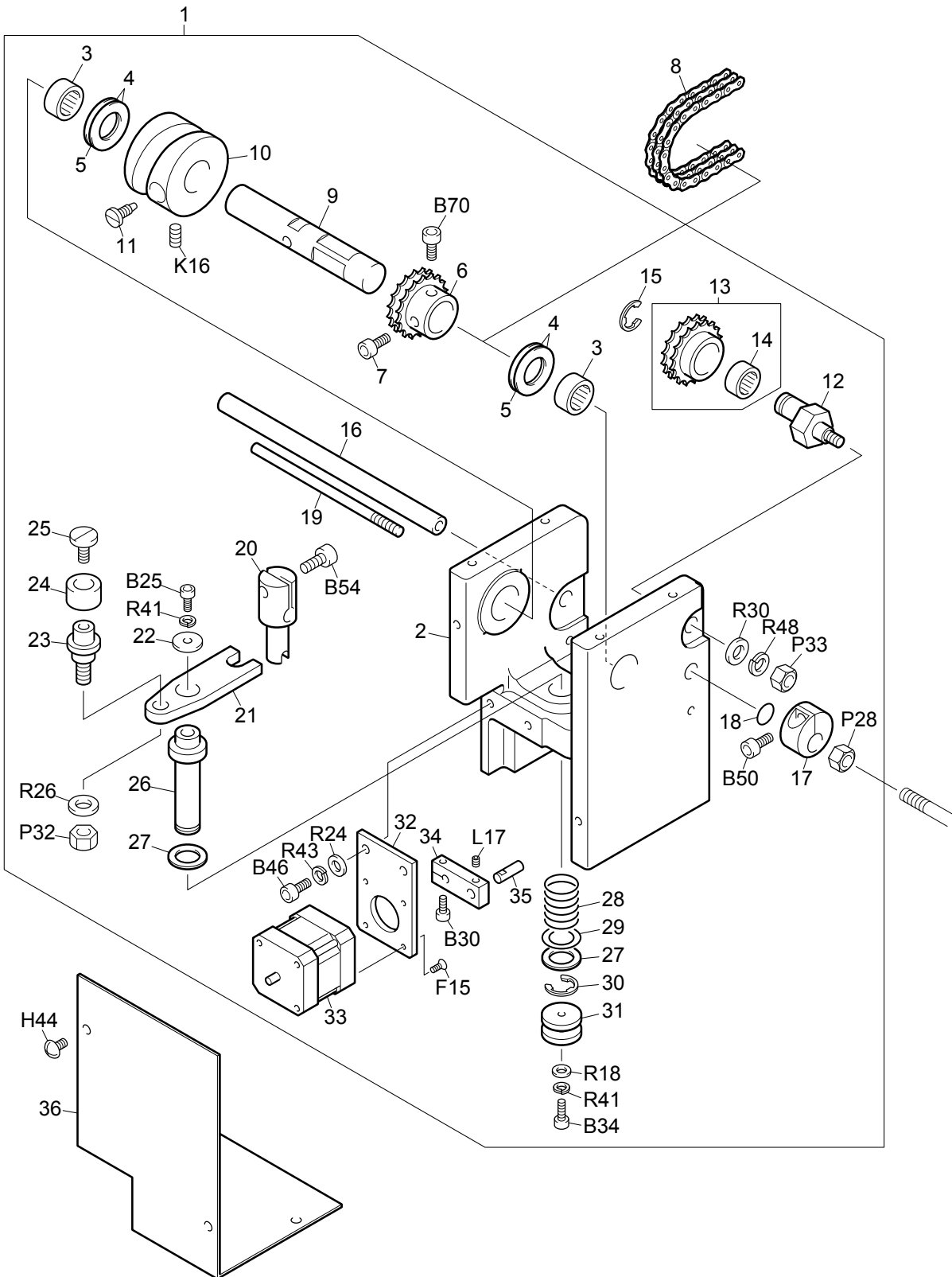
TFGN UPPER THREAD HOLDER SET

GN-9

Ref.No.	Description	Part No.	Remark
1	Assembly Base Set	UN68024000FG	
2	Assembly Base	AT0333000000	
3	Base Lid A	AT0332000000	
4	Upper Thread Hook A	AT1310000000	
5	Arm Connecting Rod	MX0525000000	
6	Connecting Lever Pin	AT0206010000	
7	Upper Thread Hook Lever	AT0339000000	
8	Upper Thread Hook Return Spring	JE0501000000	
9	Spring Holder Collar	MX0523000000	
10	Pulse Motor Base	AT0330000000	
11	Pulse Motor	RX6402000000	
12	Eccentric Stopper	EG0220000000	
13			
14			
15			
16			
17			
18			
19			
20			
21			
22			
23			
24			
25			
26			
27			
28			
29			
30			
31			
32			
33			
34			
35			
36			
37			
38			
39			
40			
41			
42			
43			
44			
45			
46			
47			
48			
49			
50			

Note: As for parts with marks # or *, please follow our instructions on Table of Contents in your parts order.

(FD01)



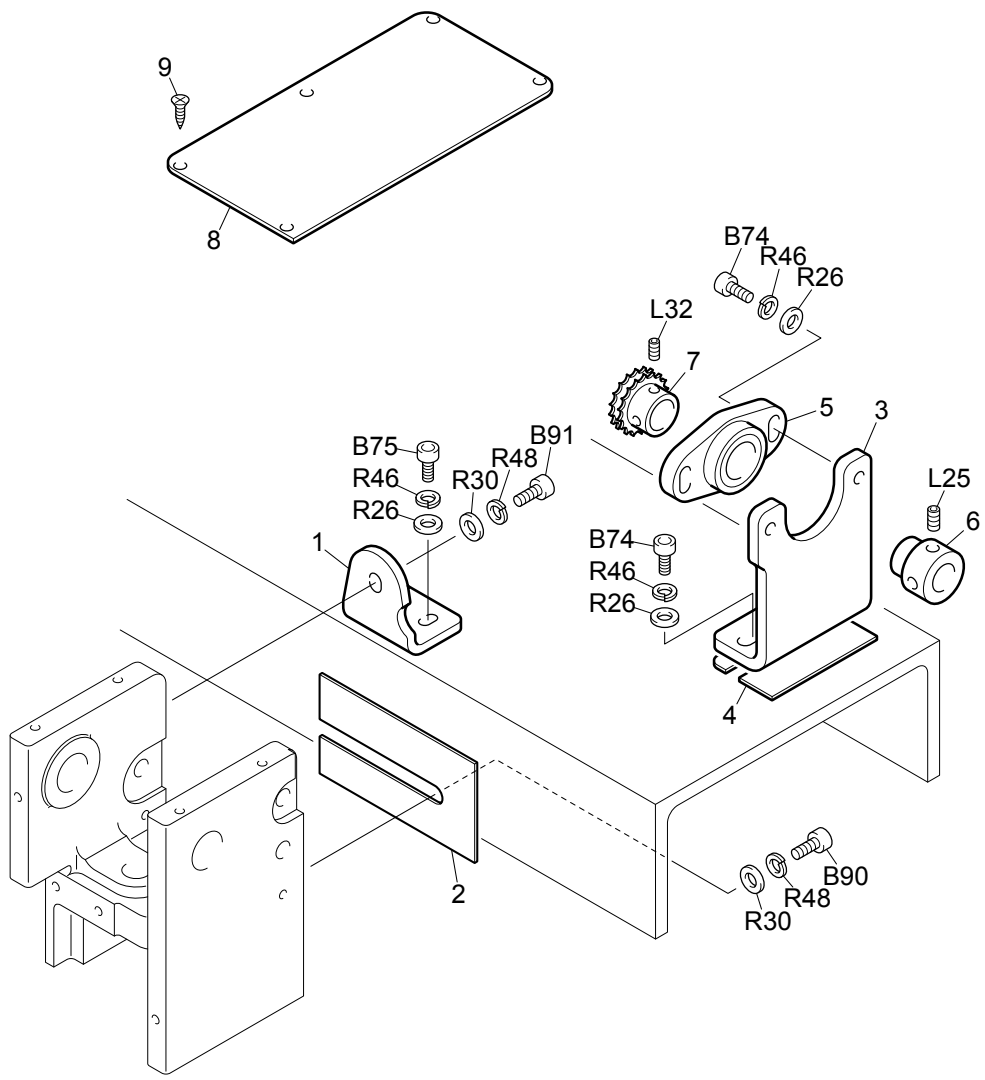
TFGN CAM DRIVE SYSTEM SET 1

GN-10-1

Ref.No.	Description	Part No.	Remark
1	Cam Attaching Base Set	UN680022HX00	
2	Cam Attaching Base	AT0101040000	
3	Needle Bearing	BPHMK1515000	
4	Thrust Washer	BPSW1528AS00	
5	Thrust Bearing	BPSB15280000	
6	15mm Dia. Sprocket	AT0104000000	
7	Sprocket Fixing Screw	AT0124000000	
8	Roller Chain	AT1108000000	
9	Cam Shaft	FX0212000000	
10	Cam	FX0211000000	
11	Cam Attaching Screw	AT0123000000	
12	Tension Eccentric Pin	IS0111000000	
13	Tension Sprocket	AT0117000000	
14	Needle Bearing	BPHMK1015000	
15	E-ring	BPE800000000	
16	Thread Trimming Base Shaft	AT0115010000	
17	Cushion Connecting Stud	AC0405000000	
18	O-Ring	BPS100000000	
19	Guide Pin	AT0114000000	
20	Lever Drive Pin	AT0113000000	
21	Cam Lever	AT0105000000	
22	Lever Fixing Washer	AT0109000000	
23	Cam Pin	AT0110000000	
24	Cam Roller	AT0111000000	
25	Lid Screw	AT0112010000	
26	Lever Support Pin	AT0106020000	
27	Cushion Washer C	FX0214000000	
28	Cam Roller Return Spring	AT0130000000	
29	Washer B	AT0122010000	
30	E-ring	BPE120000000	
31	Reciprocating Collar	AT0131000000	
32	Pulse Motor Attaching Bracket	AT0129010000	
33	Pulse Motor	RX6402000000	
34	Drive Lever	AT0127010000	
35	No.4 Pin	EF0512010000	
36	Cam Base Cover	AT0132000000	
37			
38			
39			
40			
41			
42			
43			
44			
45			
46			
47			
48			
49			
50			

Note: As for parts with marks # or *, please follow our instructions on Table of Contents in your parts order.

(EE06)

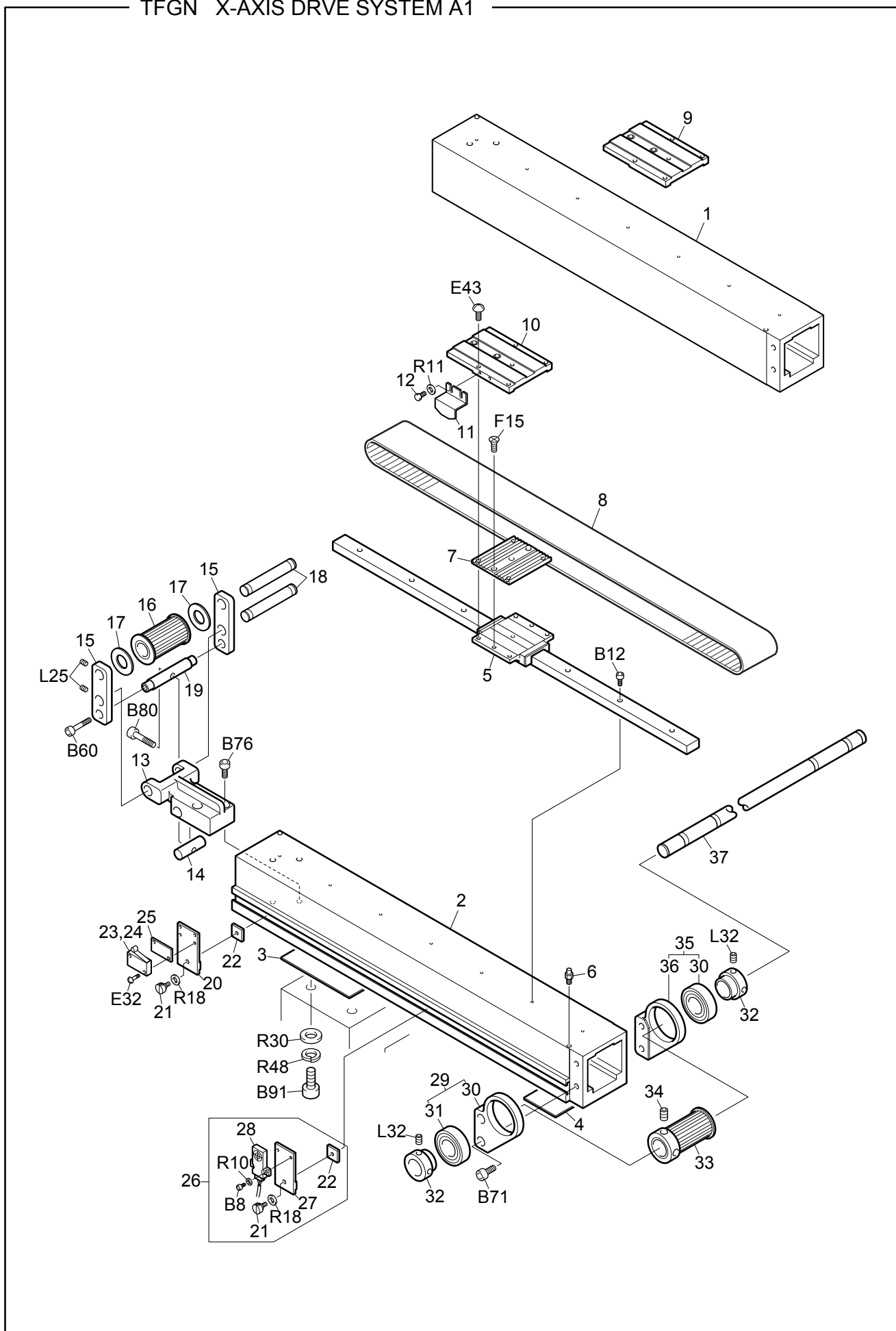


TFGN CAM DRIVE SYSTEM SET 2

GN-10-2

Ref.No.	Description	Part No.	Remark
1	Cam Base Bracket	AT1101010000	
2	Driver Cam Base Spacer	MX083200****	
3	Rotary Hook Shaft Holder	AT1104010000	
4	Rotary Hook Shaft Holder Spacer	AT1109010000	For Regular Rotary Hook
5	Rotary Hook Base Shaft Holder	AT1106000000	
6	15mm Dia. Needle Collar	EF0208000000	
7	15mm Dia. Sprocket	AT0104000000	
8	Chain Cover	EF0806010000	
9	Countersunk Head Wood Screw	ZZ110312MZ00	3.1P*12
10			
11			
12			
13			
14			
15			
16			
17			
18			
19			
20			
21			
22			
23			
24			
25			
26			
27			
28			
29			
30			
31			
32			
33			
34			
35			
36			
37			
38			
39			
40			
41			
42			
43			
44			
45			
46			
47			
48			
49			
50			

Note: As for parts with marks # or *, please follow our instructions on Table of Contents in your parts order.



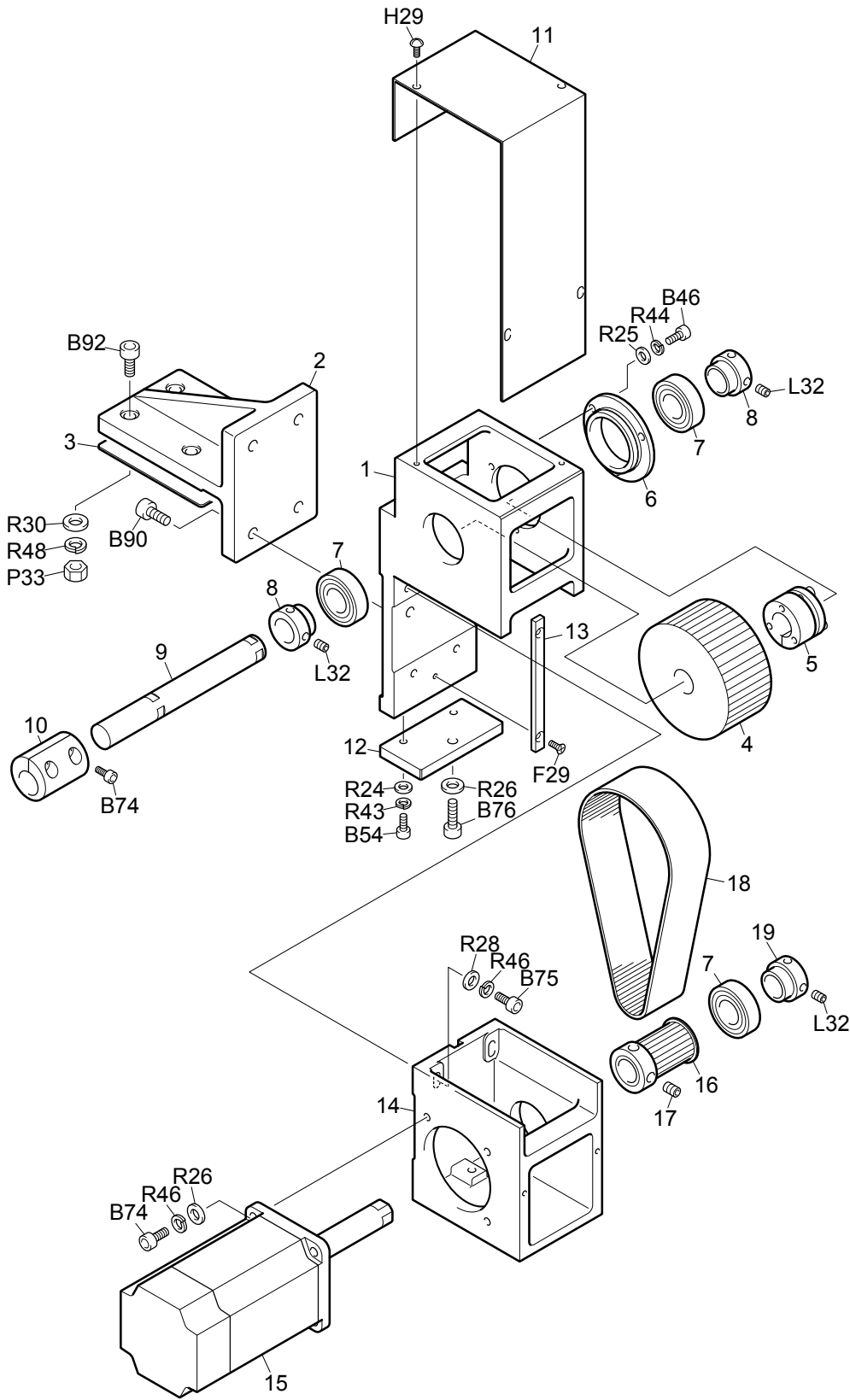
TFGN X-AXIS DRIVE SYSTEM A1

GN-11a-1

Ref.No.	Description	Part No.	Remark
1	X-axis Driver Frame A	FN0702A0****	
2	X-axis Driver Frame B	FN0702B0****	
3	Driver Cam Base Spacer	MX083200****	
4	Driver Spacer C	EF083100****	
5	Traverse Linear Way	ZL0510CS****	
6	Stopper	MX0729000000	
7	Belt Catcher Plate	MX0732000000	
8	Timing Belt	BPS5M50N****	
9	X-axis Feed Plate C	CTZ701C00000	
10	X-axis Feed Plate D	CTZ701D00000	
11	LS Dog Base	GN0721000000	
12	Hexagon Bolt	EG0780000000	
13	Tension Base	FN0706000000	
14	Driver Tension Shaft	FN0707000000	
15	Vertical Tension Base	FN0708000000	
16	Tension-side Timing Pulley	FN0711000000	
17	Washer	BPTW12250000	
18	Tension Pulley Shaft	MX0725000000	
19	Tension Shaft	MX0724000000	
20	Limit Switch Base B	EG0727B10000	
21	Adjusting Knob	EG0731000000	
22	Fixing Base	EG0730000000	
23	Limit Switch	PB001000SP00	
24	Actuator	MS6602000000	
25	Limit Switch Spacer	ED0708000000	
26	Proximity Switch Set	UN110161G001	
27	Sensor Attaching Base	GN0722000000	
28	Proximity Switch	PB001300KN00	
29	Bearing Case Plate L (with Bearing)	FNS709L00000	
30	Bearing Case Plate L	FN0709L00000	
31	Ball Bearing	BP6905ZZ0000	
32	20mm Dia. Bearing Collar	FN0712000000	
33	Driver-side Timing Pulley	FN0710000000	
34	Hexagon Socket Head Set Screw	BPKCPM8L0800	M8*8
35	Bearing Case Plate R (with Bearing)	FNS709R00000	
36	Bearing Case Plate R	FN0709R00000	
37	X-axis Drive Shaft	FN085500****	
38			
39			
40			
41			
42			
43			
44			
45			
46			
47			
48			
49			
50			

Note: As for parts with marks # or *, please follow our instructions on Table of Contents in your parts order.

(FD01)



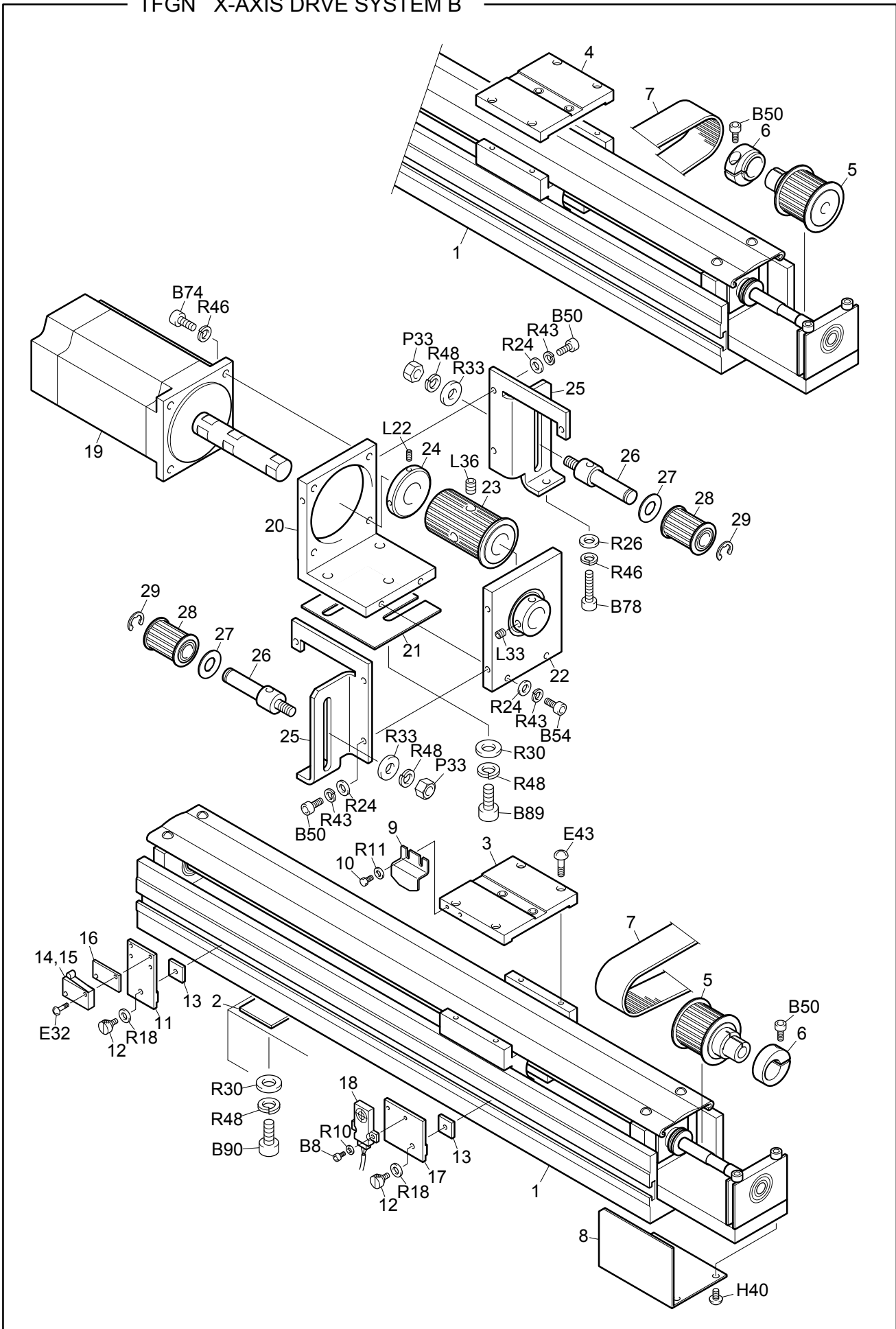
TFGN X-AXIS DRIVE SYSTEM A2

GN-11a-2

Ref.No.	Description	Part No.	Remark
1	Speed Reducing Box	FN0738010000	
2	Speed Reducing Box Bracket	FN0741000000	
3	Bracket Spacer A	FN0740A00000	0.5mm Thick
3	Bracket Spacer B	FN0740B00000	1.0mm Thick
3	Bracket Spacer C	FN0740C00000	2.0mm Thick
4	Speed Reducing Pulley B	FN0725000000	
5	Star Lock	BPSTL21S2039	
6	Bearing Case	FN0727010000	
7	Ball Bearing	BP6905ZZ0000	
8	20mm Dia. Bearing Collar	FN0712000000	
9	X Speed Reducing Shaft	FN0729010000	
10	20mm Dia. Joint	FN0723000000	
11	Box Cover	FN0742000000	
12	Tension Plate	FN0728000000	
13	Guide Plate	FN0734000000	
14	Tension Box A	FN0735A10000	
15	Servo Motor	FG6401010000	
16	Speed Reducing Pulley A	FN0724000000	
17	Hexagon Socket Head Set Screw	BPKCPM8L0800	M8*8
18	Timing Belt	BPB400S5M475	
19	19mm Dia. Bearing Collar	FN0726000000	
20			
21			
22			
23			
24			
25			
26			
27			
28			
29			
30			
31			
32			
33			
34			
35			
36			
37			
38			
39			
40			
41			
42			
43			
44			
45			
46			
47			
48			

Note: As for parts with marks # or *, please follow our instructions on Table of Contents in your parts order.

(FD01)



TFGN X-AXIS DRIVE SYSTEM B

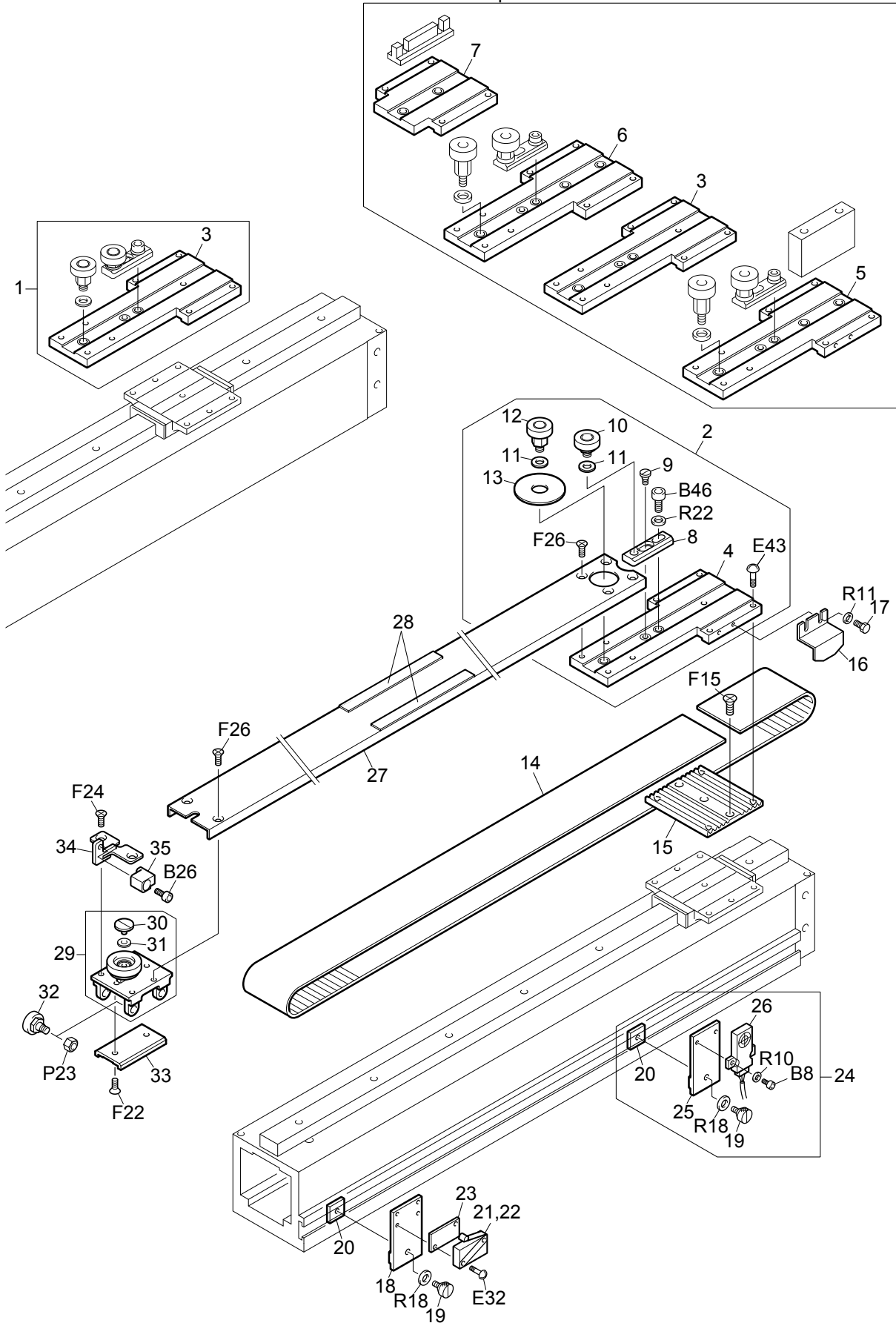
GN-11b

Ref.No.	Description	Part No.	Remark
1	Ball Screw Driver Unit	MTT39620****	
2	Driver Spacer C	EF083100****	
3	X-axis Feed Plate A	GN0713000000	
4	X-axis Feed Plate B	GN0714000000	
5	Driven Pulley	GN0709010000	
6	Needle Bar Cam Tightening Collar	EF0508000000	
7	Timing Belt	BP030MA5****	
8	Driven Pulley Cover	GN0724000000	
9	LS Dog Base	GN0711000000	
10	Hexagon Bolt	EG0780000000	
11	Limit Switch Base A	EG0727A10000	
12	Adjusting Knob	EG0731000000	
13	Fixing Base	EG0730000000	
14	Limit Switch	PB001000SP00	
15	Actuator	MS6602000000	
16	Limit Switch Spacer	ED0708000000	
17	Sensor Attaching Base	GN0712000000	
18	Proximity Switch	PB001300KN00	
19	Servo Motor	FG6401010000	
20	Motor Bracket	GN0701000000	
21	Motor Bracket Spacer A	GN0707A00000	0.5mm Thick
21	Motor Bracket Spacer B	GN0707B00000	1.0mm Thick
21	Motor Bracket Spacer C	GN0707C00000	2.0mm Thick
22	Motor Bracket C Set	GN0703S00000	
23	Drive Pulley	GN0708000000	
24	44mm Dia. Collar	GN0723000000	
25	Tension Base	GN0705000000	
26	Tension Pin	GN0704000000	
27	Washer	BPTW12250000	
28	Tension Pulley	GN0710000000	
29	E-ring	BPE100000000	
30			
31			
32			
33			
34			
35			
36			
37			
38			
39			
40			
41			
42			
43			
44			
45			
46			
47			
48			

Note: As for parts with marks # or *, please follow our instructions on Table of Contents in your parts order.

(FD01)

For Y-Z Drive Spec.M/C



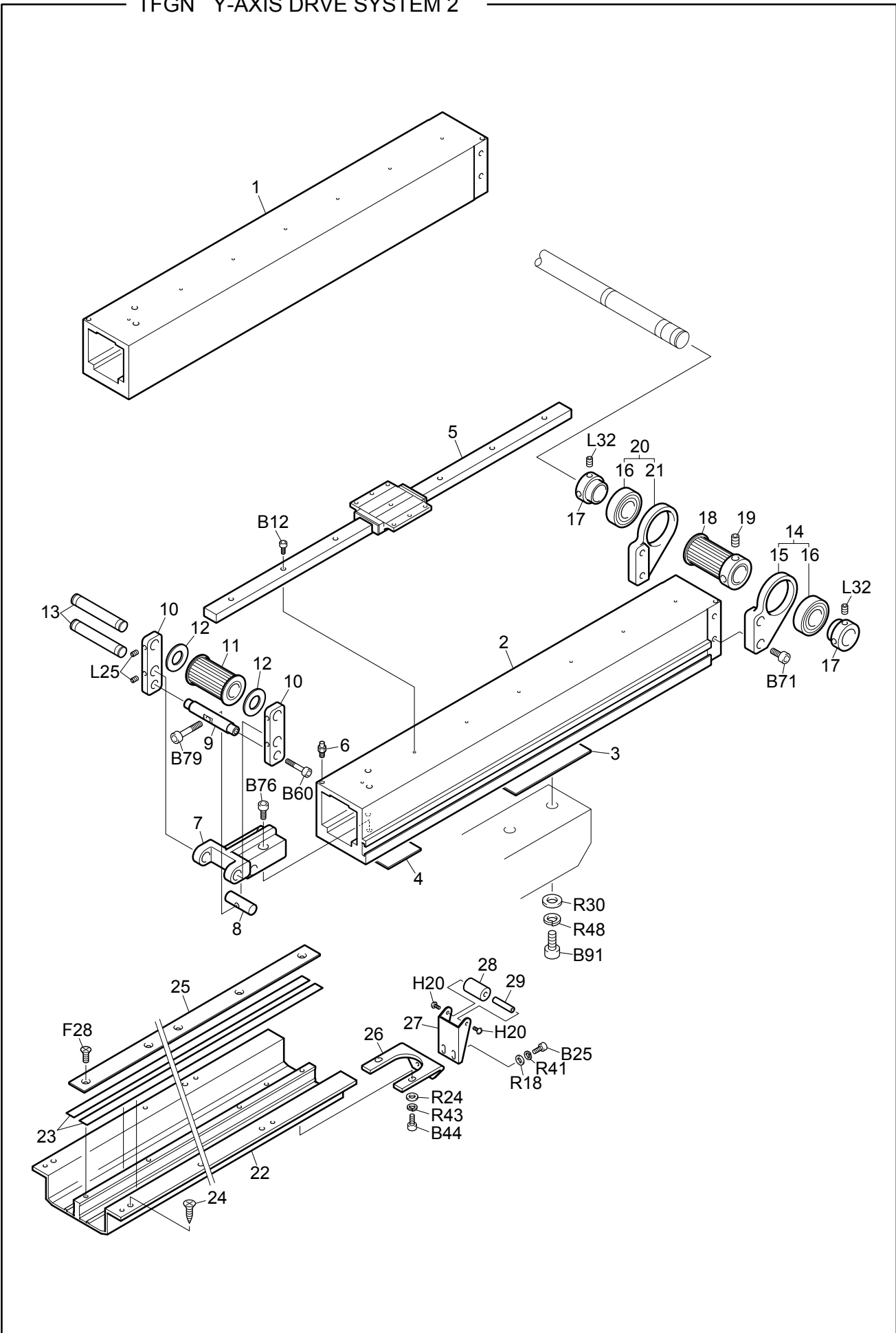
TFGN Y-AXIS DRIVE SYSTEM 1

GN-12-1

Ref.No.	Description	Part No.	Remark
1	Y-axis Feed Plate A Set	UN110170GNA0	
2	Y-axis Feed Plate B Set	UN110170GNB0	
3	Y-axis Feed Plate A	GN0717A00000	
4	Y-axis Feed Plate B	GN0717B00000	
5	Y-axis Feed Plate C	GNV717C00000	
6	Y-axis Feed Plate D	GNV717D00000	
7	Y-axis Feed Plate E	GNV717E00000	
8	Presser Roller Base	EG0715020000	
9	Roller Base Guide Pin	EG0718000000	
10	Y-axis Reinforcing Sash Bearing Pin A	CTZ3330S00000	
11	Roller Pin Spacer	EG0770000000	
12	Bearing Pin A	EG0778010000	
13	Frame Catcher Plate	MX0313020000	
14	Timing Belt	BPS5M50N****	
15	Belt Catcher Plate	MX0732000000	
16	LS Dog Base	GN0721000000	
17	Hexagon Bolt	EG0780000000	
18	Limit Switch Base B	EG0727B10000	
19	Adjusting Knob	EG0731000000	
20	Fixing Base	EG0730000000	
21	Limit Switch	PB001000SP00	
22	Actuator	MS6602000000	
23	Limit Switch Spacer	ED0708000000	
24	Proximity Switch Set	UN110161G001	
25	Sensor Attaching Base	GN0722000000	
26	Proximity Switch	PB001300KN00	
27	Y-axis Feed Connecting Plate	GN071600****	
28	Connecting Plate Felt	MX0704100000	
29	Y-axis Feed Plate, Front Set	MX0A16S00000	
30	Connecting Arm Presser Screw	SP0301000000	
31	Presser Screw Spacer	MX0A39000000	
32	Y-axis Feed Front Pin	MX0742000000	
33	Guide Plate	MX0743010000	
34	Frame Presser Attaching Bracket	GN0719000000	
35	Frame Presser Block	GN0718000000	
36			
37			
38			
39			
40			
41			
42			
43			
44			
45			
46			
47			
48			
49			
50			

Note: As for parts with marks # or *, please follow our instructions on Table of Contents in your parts order.

(FD01)



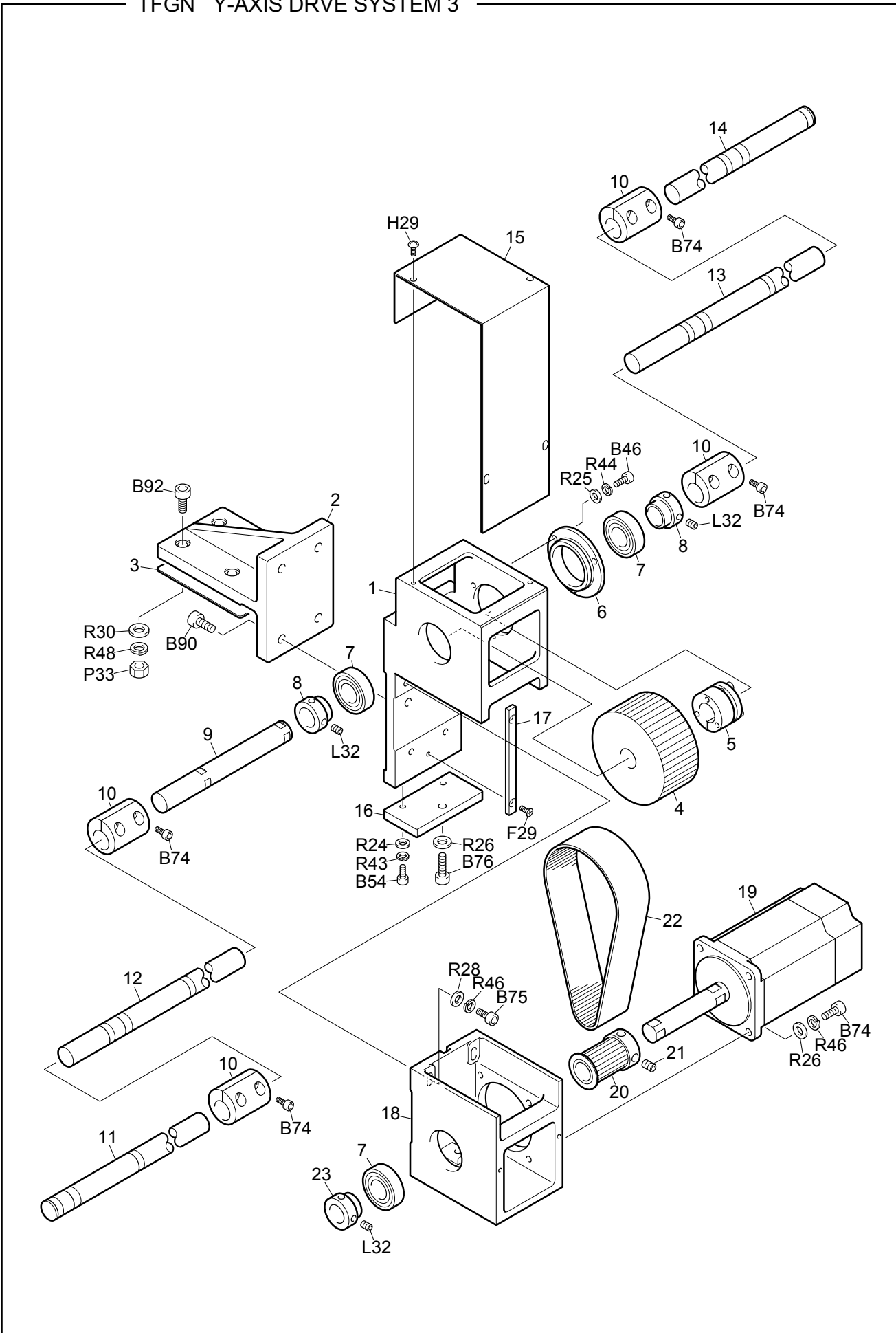
TFGN Y-AXIS DRIVE SYSTEM 2

GN-12-2

Ref.No.	Description	Part No.	Remark
1	Y-axis Driver Frame A	FN0701A0****	
1	Y-axis Driver Frame C	FN0701C0****	Standard Drive Spec. M/C L=6366mm and more, Y-Z Drive Spec. M/C L=6456mm -
2	Y-axis Driver Frame B	FN0701B0****	
2	Y-axis Driver Frame D	FN0701D0****	Standard Drive Spec. M/C L=6366mm and more, Y-Z Drive Spec. M/C L=6456mm -
3	Driver Cam Base Spacer	MX083200****	
4	Driver Spacer C	EF083100****	
5	Y-axis Drive Linear Base Set	MX074900****	
6	Stopper	MX0729000000	
7	Tension Base	FN0706000000	
8	Driver Tension Shaft	FN0707000000	
9	Tension Shaft	MX0724000000	
10	Vertical Tension Base	FN0708000000	
11	Tension-side Timing Pulley	FN0711000000	
12	Washer	BPTW12250000	
13	Tension Pulley Shaft	MX0725000000	
14	Bearing Case Plate L (with Bearing)	FNS709L000000	
15	Bearing Case Plate L	FN0709L00000	
16	Ball Bearing	BP6905ZZ0000	
17	20mm Dia. Bearing Collar	FN0712000000	
18	Driver-side Timing Pulley	FN0710000000	
19	Hexagon Socket Head Set Screw	BPKCPM8L0800	M8*8
20	Bearing Case Plate R (with Bearing)	FNS709R000000	
21	Bearing Case Plate R	FN0709R00000	
22	Front Rail Holder	MX074001****	
23	Front Rail Plate	MX074010****	
24	Countersunk Head Wood Screw	ZZ110420SD00	4.1P*20
25	Y-axis Feed Rail Plate	MX074400****	
26	Bearing Case Base A	EF0721A1****	
27	Bearing Case A	MX0745000000	
28	Roller	EF0722000000	
29	Roller Pin	EF0723010000	
30			
31			
32			
33			
34			
35			
36			
37			
38			
39			
40			
41			
42			
43			
44			
45			
46			
47			
48			

Note: As for parts with marks # or *, please follow our instructions on Table of Contents in your parts order.

(FD01)



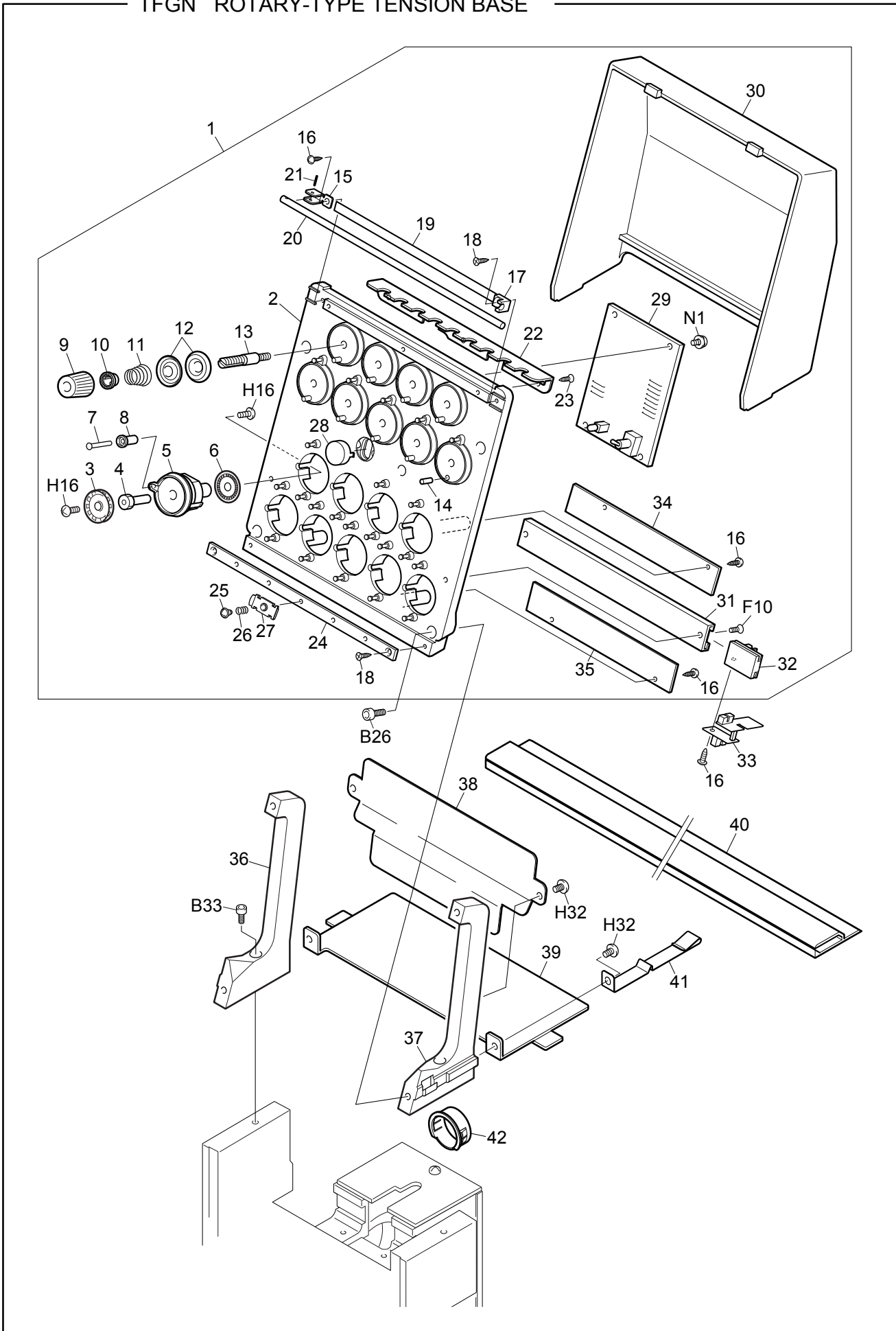
TFGN Y-AXIS DRIVE SYSTEM 3

GN-12-3

Ref.No.	Description	Part No.	Remark
1	Speed Reducing Box	FN0738010000	
2	Speed Reducing Box Bracket	FN0741000000	
3	Speed Reducing Box Bracket Spacer A	FN0737A00000	0.5mm Thick
3	Speed Reducing Box Bracket Spacer B	FN0737B00000	1.0mm Thick
3	Speed Reducing Box Bracket Spacer C	FN0737C00000	2.0mm Thick
4	Speed Reducing Pulley B	FN0725000000	
5	Star Lock	BPSTL21S2039	
6	Bearing Case	FN0727010000	
7	Ball Bearing	BP6905ZZ0000	
8	20mm Dia. Bearing Collar	FN0712000000	
9	Y Speed Reducing Shaft	FN0730010000	
10	20mm Dia. Joint	FN0723000000	
11	Y20 Shaft A	GN0822A0****	
12	Y20 Shaft B	GN0822B0****	
13	Y20 Shaft C	GN0822C0****	
14	Y20 Shaft D	GN0822D0****	
15	Box Cover	FN0742000000	
16	Tension Plate	FN0728000000	
17	Guide Plate	FN0734000000	
18	Tension Box B	FN0735B10000	
19	Servo Motor	FG6401010000	
20	Speed Reducing Pulley A	FN0724000000	
21	Hexagon Socket Head Set Screw	BPKCPM8L0800	M8*8
22	Timing Belt	BPB400S5M475	
23	19mm Dia. Bearing Collar	FN0726000000	
24			
25			
26			
27			
28			
29			
30			
31			
32			
33			
34			
35			
36			
37			
38			
39			
40			
41			
42			
43			
44			
45			
46			
47			
48			

Note: As for parts with marks # or *, please follow our instructions on Table of Contents in your parts order.

(EE06)



TFGN ROTARY-TYPE TENSION BASE

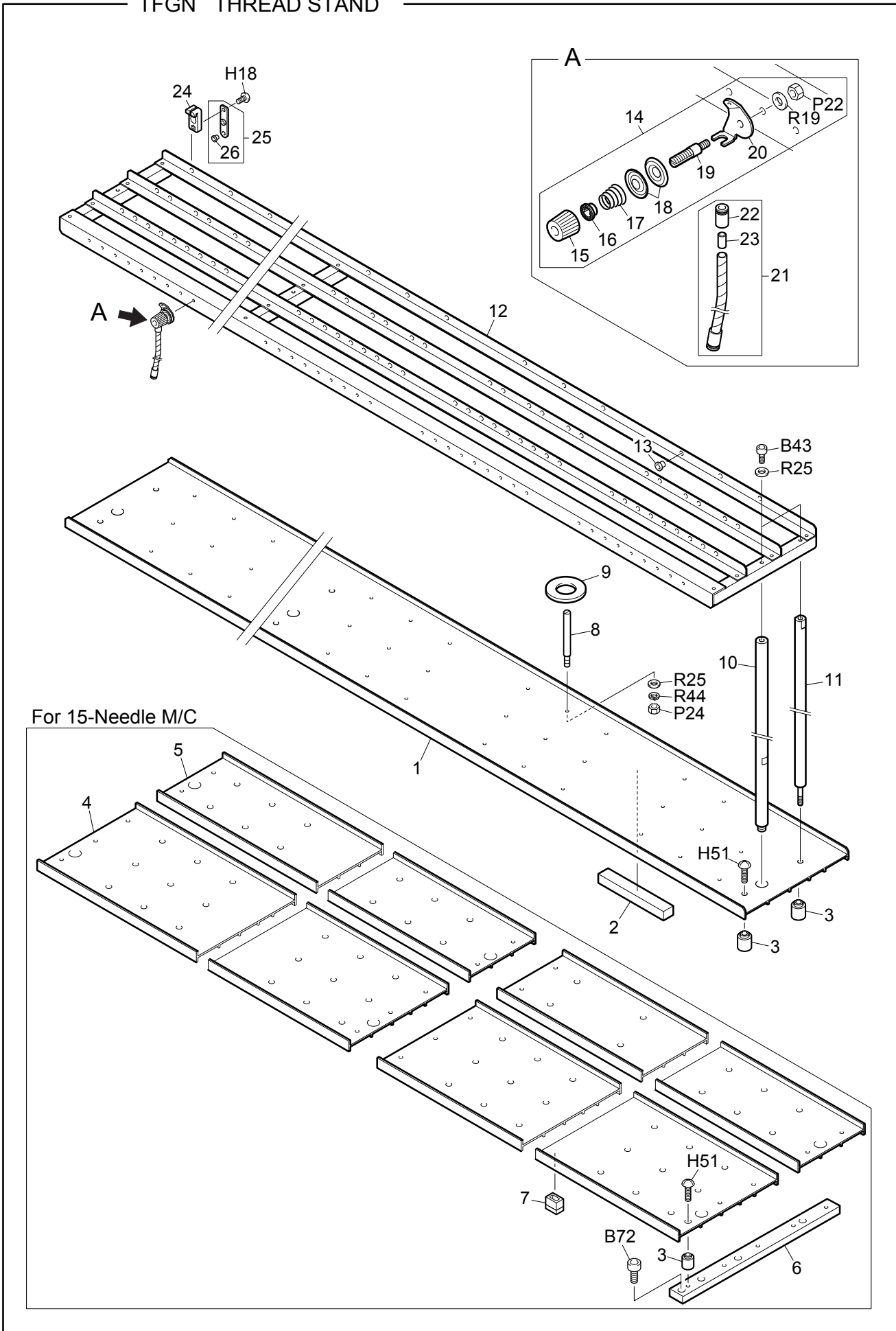
GN-13

Ref.No.	Description	Part No.	Remark
1	Rotary-type Tension Base Set	UN230120####	When ordering this part, please also specify for which head (odd-numbered or even-numbered) it is used.
2	Tension Base	FN091901####	
3	Rotary Tension Disk	FN0901010000	
4	Slit Disk Shaft	FN0904020000	
5	Rotary Base	FN0916010000	
6	Rotary Disk Slit Plate	FG7210000000	
7	Thread Guide Pin B	FN0906000000	
8	Guide Pin Roller	FN0907000000	
9	First Tension Thread Spring Screw	FN0922000000	
10	Spring Hook	EF0910000000	
11	First Tension Spring	LG0960010000	
12	First Tension Disk	FN0921000000	
13	First Tension Stud	FN0903000000	
14	Thread Guide Pin A	FN0905000000	
15	Upper Thread Presser Base	FN0924000000	
16	Truss Head Tapping Screw	ZZ010306SD00	3P*6
17	Shaft Holder	FN0923000000	
18	Countersunk Tapping Screw	ZZ110310SD00	3P*10
19	Thread Holding Felt	FN093000####	
20	Upper Thread Presser Shaft	ED0L1800####	
21	Spring Pin	BPSP01560000	1.5P*6
22	Upper Thread Guide	FN090901####	
23	Countersunk Tapping Screw	ZZ110308SD00	3P*8
24	Thread Guide Plate	FN091501####	
25	Nickel-plated Screw	BPSH3X4X2000	
26	Thread Presser Spring	EC0908000000	
27	Thread Presser	EC0909010000	
28	Tension Base Lamp Cover	ED0K17000000	
29	TCM82 Card	FG7212000000	For Odd-numbered Head
29	TCS82 Card	FG7213000000	For Even-numbered Head
30	Tension Base Cover	FN091800####	
31	Thread Breakage Sensor Rail	FN091000####	
32	Thread Breakage Sensor Base	FN0911000000	
33	TC Sensor Card	FG7204000000	
34	Slit Disk Guard A	FN091200####	
35	Slit Disk Guard B	FN091300####	
36	Tension Base Support L	FN0917L00000	
37	Tension Base Support R	FN0917R00000	
37	Tension Base Support R	FN0926R00000	For 3-Needle M/C
38	Cable Cover	FN091405####	
39	Tension Base Cord Cover A	FN0920A1####	For the 1st Head
39	Tension Base Cord Cover B	FN0920B1####	
40	Harness Duct A	FN0835A1****	Between the 1st and 2nd Heads
40	Harness Duct B	FN0835B1****	
41	Harness Fixing Spring	FN0843000000	
42	Harness Guard Bushing	MX0833010000	
43			
44			
45			
46			

Note: As for parts with marks # or *, please follow our instructions on Table of Contents in your parts order.

(FD01)

TFGN THREAD STAND



TFGN THREAD STAND

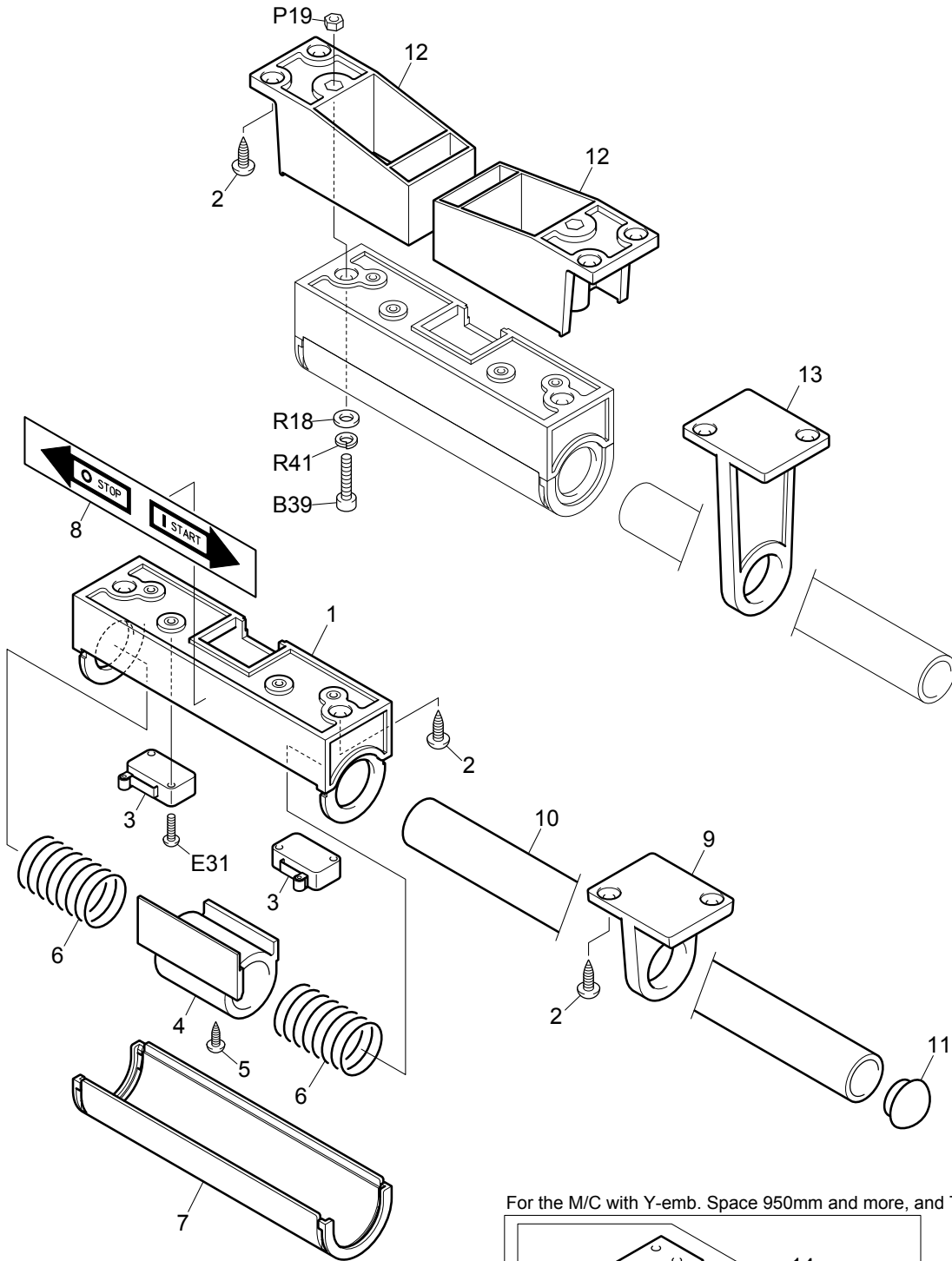
GN-14

Ref.No.	Description	Part No.	Remark
1	Thread Stand Plate	FN082600****	
2	Thread Stand Plate Felt	MX0805120000	
3	Thread Stand Plate Spacer	ED0849000000	
4	Thread Stand Plate, Front	FN0826A0****	
5	Thread Stand Plate, Rear	FN0826B0****	
6	Thread Stand Plate Base	ED0L07010000	
7	Vibration-preventive Spacer	FN0847000000	
8	Thread Stand Stud	EF0939010000	
9	Thread Stand Felt	EF0940000000	
10	Thread Stand Shaft A	ED0L08000000	
11	Auxiliary Shaft	JX0860000000	Standard Drive Spec. M/C L=5756mm and more, Y-Z Drive Spec. M/C L=5846mm -
12	Thread Course	FN081201****	
13	Thread Guide A	EF0942A00000	White
13	Thread Guide B	EF0942B00000	Red
14	No.1 Tension Set	UN150501C000	
15	No.1 Thread Tension Spring Screw	FN0922000000	
16	Spring Hook	EF0910000000	
17	No.1 Tension Spring	LG0960010000	
18	No.1 Tension Disk	LG0920010000	
19	No.1 Tension Stud	FN0903000000	
20	No.1 Tension Thread Course	ED0L14010000	
21	Spiral Tube	FN0942010000	
22	Tube Joint	ED0L11000000	
23	Tube Presser Pipe	ED0L12000000	
24	Anti-twisting Guide B	FN0945000000	
25	Anti-twisting Guide Plate	FN0944000000	
26	Thread Guide	MX0521010000	
27			
28			
29			
30			
31			
32			
33			
34			
35			
36			
37			
38			
39			
40			
41			
42			
43			
44			
45			
46			
47			
48			
49			

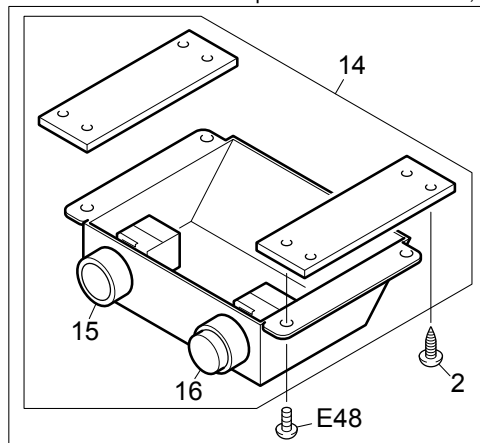
Note: As for parts with marks # or *, please follow our instructions on Table of Contents in your parts order.

(FD01)

TFGN BAR SWITCH BOX



For the M/C with Y-emb. Space 950mm and more, and Table Cut



TFGN BAR SWITCH BOX

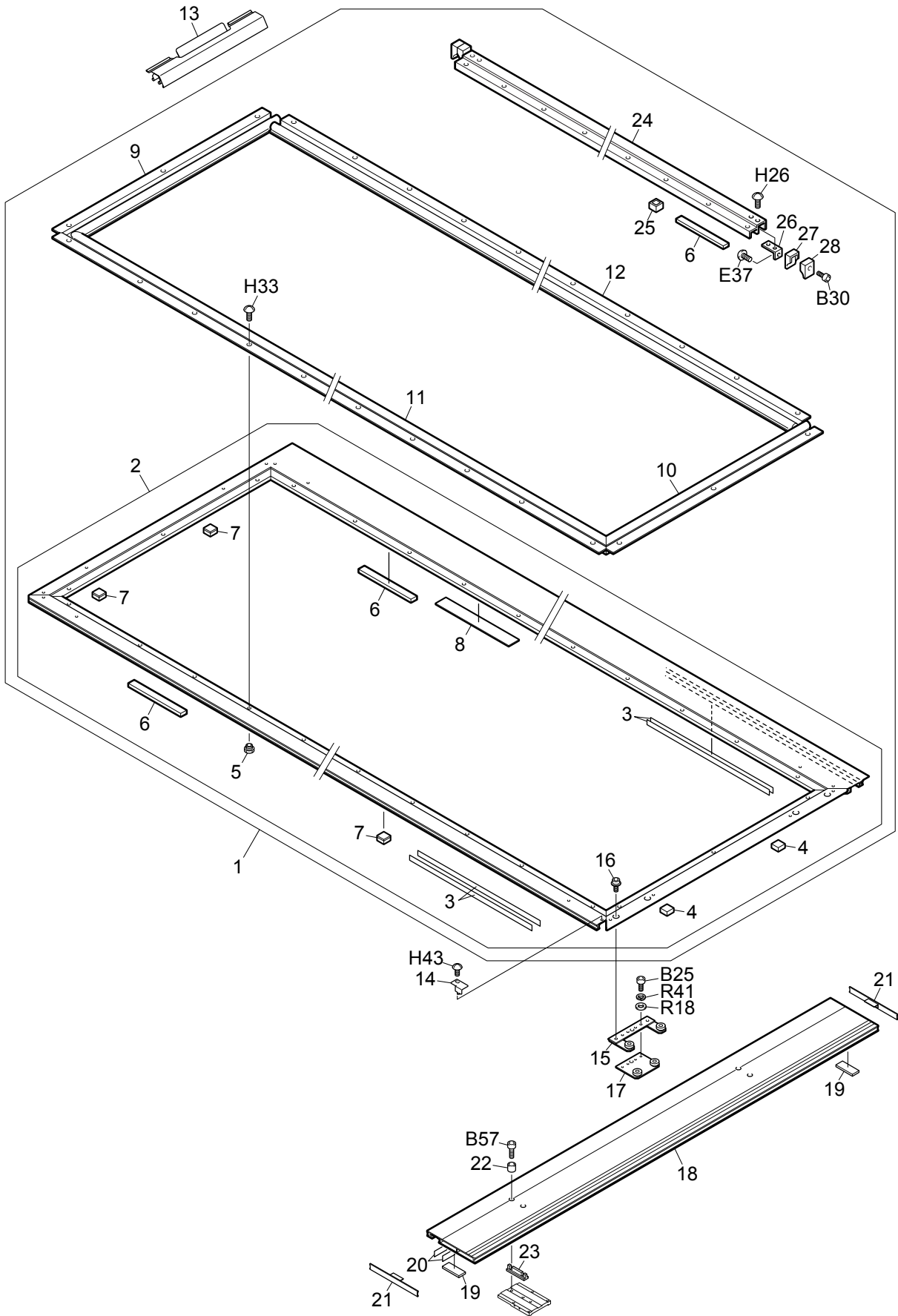
GN-15

Ref.No.	Description	Part No.	Remark
1	Bar Switch Box	EF111000000	
2	Round Head Wood Screw	ZZ410420CC00	4.5P*20
3	Limit Switch	PB005000SP00	
4	LS Dog	EF111200000	
5	Truss Head Tapping Screw	ZZ010416SD00	4P*16
6	Return Spring	EF110600000	
7	Bar Switch Cover	EF111100000	
8	Start Display Seal	EF111300000	
9	Bar Switch Support	EF11080A****	
10	Switch Bar	EF110900****	
11	Side Cover Lid	EF110920000	
12	Bar Switch Bracket	TC012600000	For Table Cut
13	Bar Switch Support	TC01040A0000	For Table Cut
14	Start/Stop Switch Box Assembly	ED5800010000	
15	Start Switch	SC5803000000	
16	Stop Switch	SC5806000000	
17			
18			
19			
20			
21			
22			
23			
24			
25			
26			
27			
28			
29			
30			
31			
32			
33			
34			
35			
36			
37			
38			
39			
40			
41			
42			
43			
44			
45			
46			
47			
48			
49			
50			

Note: As for parts with marks # or *, please follow our instructions on Table of Contents in your parts order.

(FD01)

TFGN EMBROIDERY FRAME A (Standard Drive Spec.)



TFGN EMBROIDERY FRAME A (STANDARD DRIVE SPEC.)

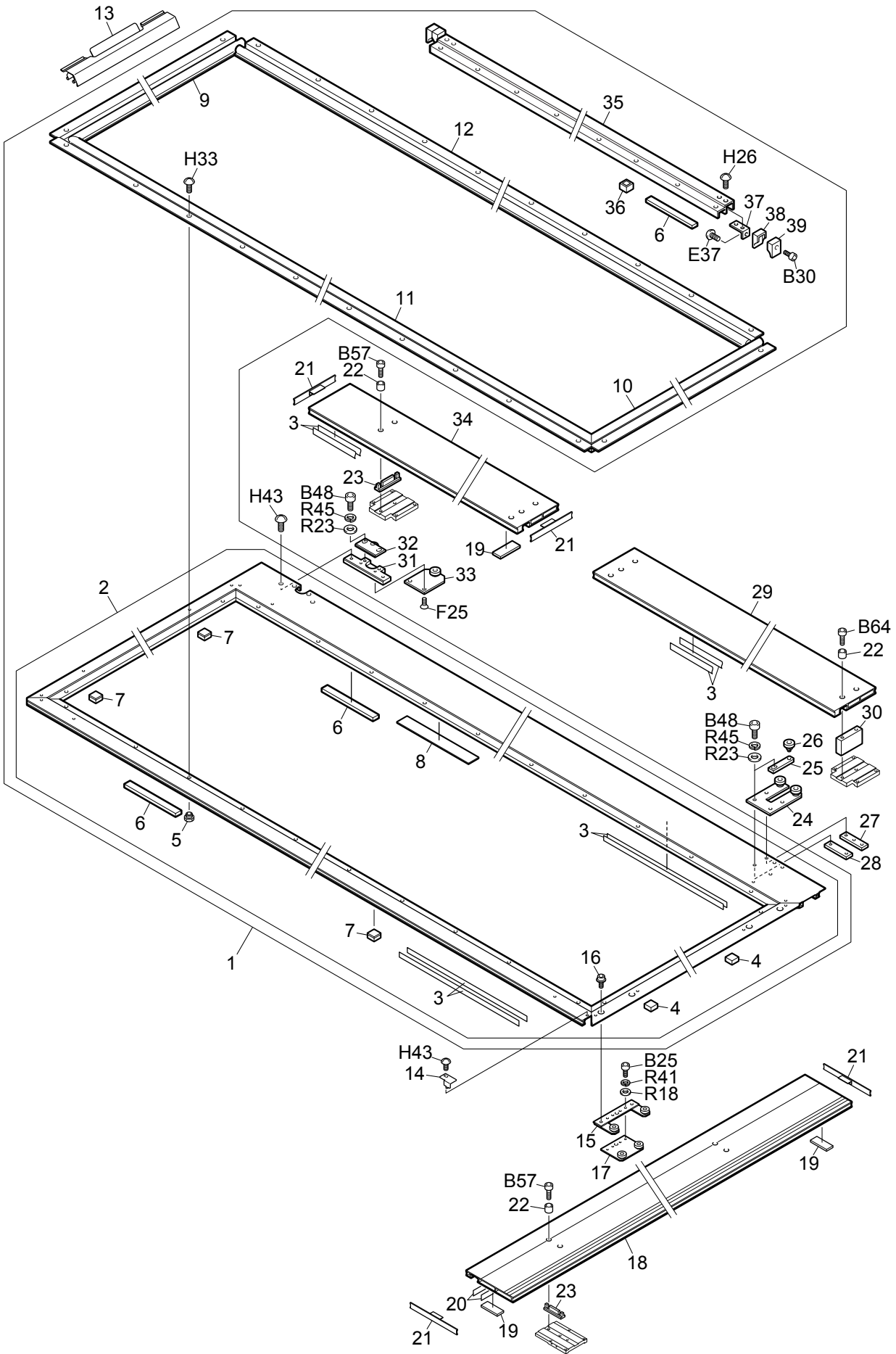
GN-16a

Ref.No.	Description	Part No.	Remark
1	Base Frame Sash Set	GN0300S0****	
2	Frame Sash Set	GN030000****	
3	Rail Plate, Crosswise	MX031100****	
4	No.6 Cork	MX0A10000000	
5	Screw Ring	EF0303000000	
6	No.4 Felt	EG031700****	
7	No.1 Cork Set	EG0321020000	
8	Frame Felt	GN0306000000	
9	Border Frame Lengthwise Sash R	GN031400****	
10	Border Frame Lengthwise Sash L	GN031500****	
11	Border Frame Crosswise Sash	GN031600****	
12	Border Frame Crosswise Sash B	GN031700****	
13	Border Frame Clip	MX0320F0****	For X-direction Use
13	Border Frame Clip	MX0320G0****	For Y-direction Use
14	Embroidery Space Indicator	GN0307000000	
15	Connecting Bracket A	GN0312000000	
16	Hexagon Socket Head Flange Screw	BPM6X8L00000	M6*8
17	Connecting Bracket B	GN0313000000	
18	Z-spec. Frame Sash	BH030100****	For M/C Total Length 5755mm or less
18	Z-spec. Frame Sash	GN0308B0****	For M/C Total Length 5756 mm and more
18	Z-spec. Frame Sash	GN0308A0****	For M/C Total Length 6366mm and more
18	Z-spec. Frame Sash	GN0308C0****	For M/C with Total Length 5756mm or more and Y-emb. Space 751mm or more
18	Z-spec. Frame Sash	GN0308D0****	For M/C with Total Length 5756mm or more and Y-emb. Space 1001mm or more
19	Z-spec. Frame Sash Felt	ED0304000000	For M/C with Total Length 5755mm or less and Y-emb. Space 680mm or more
19	Z-spec. Frame Sash Felt	GN0309000000	For M/C with Total Length 5756mm or more and Y-emb. Space 680mm or more
20	Z-spec. Frame Sash Rail Plate	LHZ30400****	For M/C Total Length 5755mm or less
20	Z-spec. Frame Sash Rail Plate	GN031000****	For M/C Total Length 5756 mm and more
21	XZ Frame Sash Cover, Front	CTZ301010000	For M/C Total Length 5755mm or less
21	Z-spec. Frame Sash Cover	GN0311000000	For M/C Total Length 5756 mm and more
22	Screw Bushing	WH0121000000	
23	Reinforcing Sash Spacer	CTZ303000000	
24	Middle Sash	ED035900****	
25	No.1 Felt	ME0308000000	
26	Inner Frame Attachment C	EF0311000000	
27	Inner Frame Attachment A	EF0309000000	
28	Inner Frame Attachment B	EF0310000000	
29			
30			
31			
32			
33			
34			
35			
36			
37			
38			
39			
40			
41			
42			

Note: As for parts with marks # or *, please follow our instructions on Table of Contents in your parts order.

(FD01)

TFGN EMBROIDERY FRAME B (Y-Z Drive Spec.)



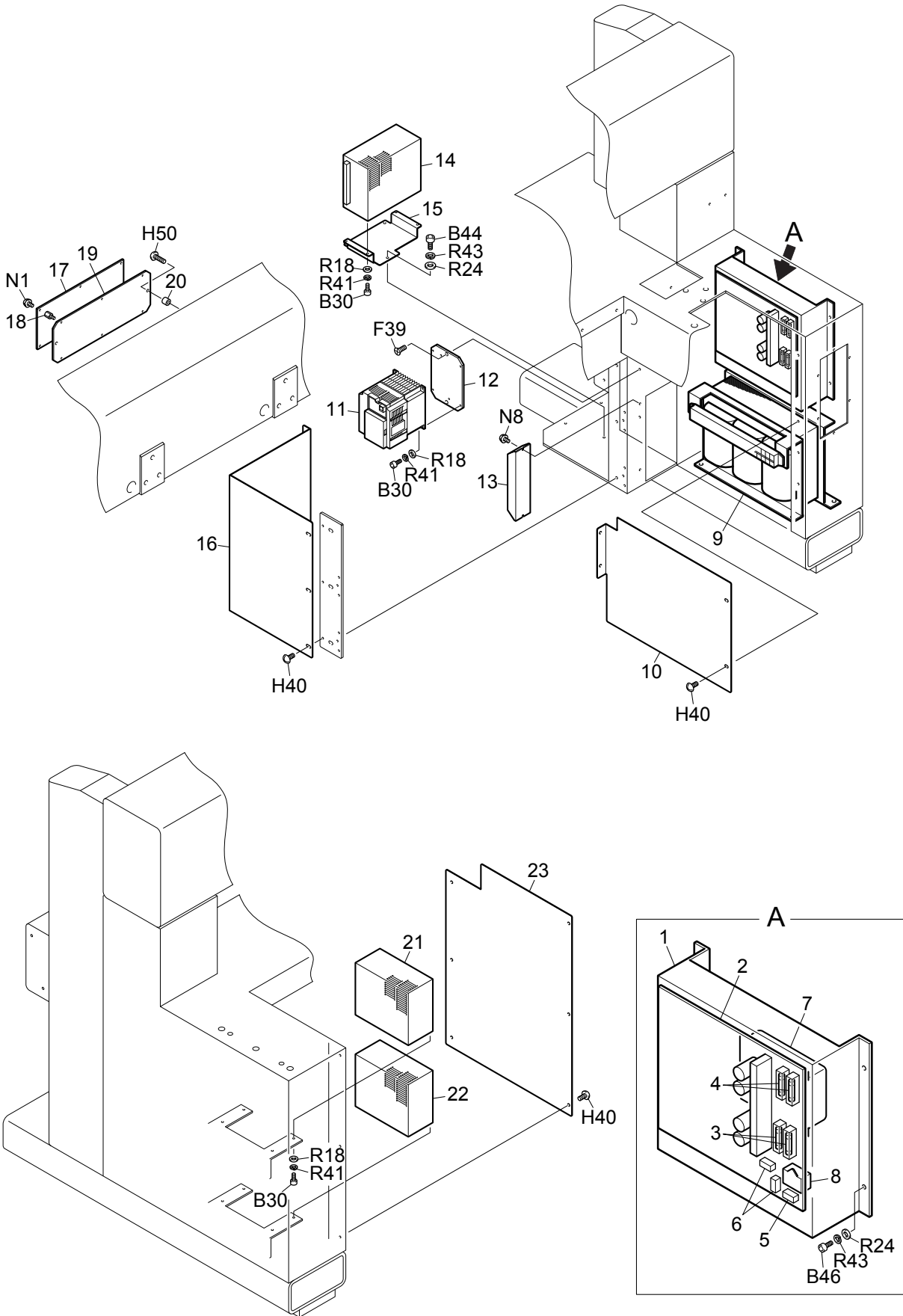
TFGN EMBROIDERY FRAME B (Y-Z DRIVE SPEC.)

GN-16b

Ref.No.	Description	Part No.	Remark
1	Base Frame Sash Set	GNZ300S0****	
2	Frame Sash Set	GNZ30000****	
3	Rail Plate, Crosswise	MX031100****	
4	No.6 Cork	MX0A10000000	
5	Screw Ring	EF0303000000	
6	No.4 Felt	EG031700****	
7	No.1 Cork Set	EG0321020000	
8	Frame Felt	GN0306000000	
9	Border Frame Lengthwise Sash R	GN031400****	
10	Border Frame Lengthwise Sash L	GN031500****	
11	Border Frame Crosswise Sash	GN031600****	
12	Border Frame Crosswise Sash B	GN031700****	
13	Border Frame Clip	MX0320F0****	For X-direction Use
13	Border Frame Clip	MX0320G0****	For Y-direction Use
14	Embroidery Space Indicator	GN0307000000	
15	Connecting Bracket A	GN0312000000	
16	Hexagon Socket Head Flange Screw	BPM6X8L00000	M6*8
17	Connecting Bracket B	GN0313000000	
18	Z-spec. Frame Sash	GN0308B0****	For M/C Total Length 5756mm and more
18	Z-spec. Frame Sash	GN0308A0****	For M/C Total Length 6366mm and more
18	Z-spec. Frame Sash	GN0308C0****	For M/C with Total Length 5756mm or more and Y-emb. Space 751mm or more
18	Z-spec. Frame Sash	GN0308D0****	For M/C with Total Length 5756mm or more and Y-emb. Space 1001mm or more
19	Z-spec. Frame Sash Felt	GN0309000000	For M/C with Total Length 5756mm or more and Y-emb. Space 680mm or more
20	Z-spec. Frame Sash Rail Plate	GN031000****	
21	Z-spec. Frame Sash Cover	GN0311000000	
22	Screw Bushing	WH0121000000	
23	Reinforcing Sash Spacer	CTZ303000000	
24	Connecting Bracket Set	GNZ318S00000	
25	Presser Roller Base	GNZ319000000	
26	Y-axis Reinforcing Sash Bearing Pin A	CTZ330S00000	
27	Plate	GNZ320000000	
28	Plate	FNZ329000000	
29	Y-axis Reinforcing Sash R	FNZ32200****	
30	Reinforcing Sash Spacer C	CTZ303C00000	
31	Y-axis Bearing Base	GNZ321000000	
32	X-axis Connecting Bracket, Upper	CTZ308000000	
33	X-axis Connecting Bracket, Lower	CTZ309010000	
34	Y-axis Reinforcing Sash	GNZ32300****	
35	Middle Sash	ED035900****	
36	No.1 Felt	ME0308000000	
37	Inner Frame Attachment C	EF0311000000	
38	Inner Frame Attachment A	EF0309000000	
39	Inner Frame Attachment B	EF0310000000	
40			
41			
42			
43			
44			
45			
46			

Note: As for parts with marks # or *, please follow our instructions on Table of Contents in your parts order.

(FD01)



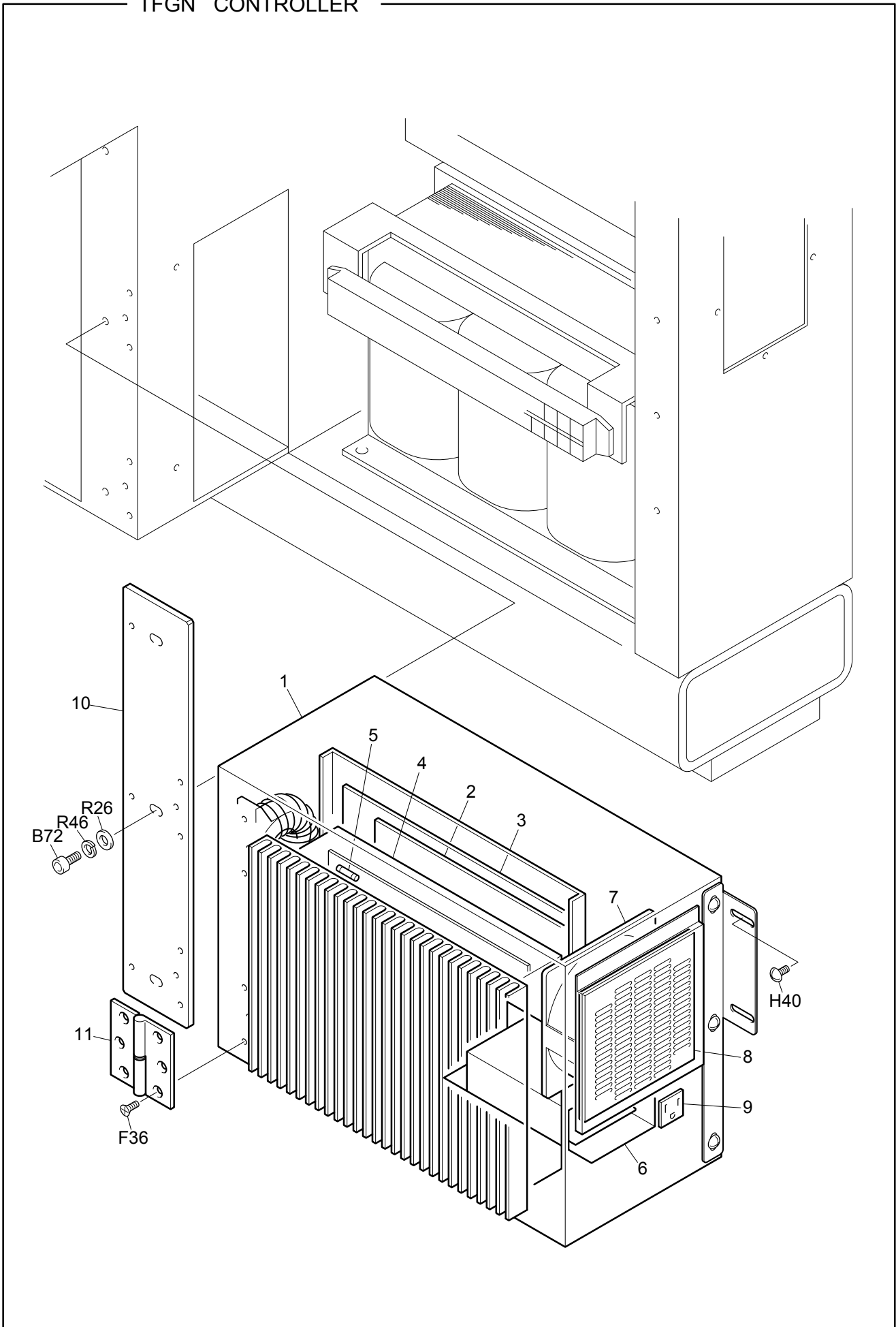
TFGN ELECTRICAL PARTS

GN-17

Ref.No.	Description	Part No.	Remark
1	Power Supply Unit	FG5604000000	
2	Joint82 Card	FG5605010000	
3	Glass Tube Fuse	PA5052A00000	
4	Glass Tube Fuse	PA50A2F00000	
5	Fuse	PA5092200000	
6	Fuse	PA5092500000	
7	Noise Filter	PB001400FM00	
8	Surge Protector	PB001700RS00	
9	Transformer	PB006200TV00	For 3-phase 380V or less
9	Transformer	PB006300TV00	For 3-phase 400V and more
9	Transformer	PB006400TV00	For Single-phase
10	Right-side Stand Cover	GN0808000000	
11	Inverter	PB0009B2AD00	For 12 or less Head M/C with Total Length 5755mm or less
11	Inverter	PB0004C2AD00	For 13 or more Head M/C with Total Length 5755mm or less, M/C with Total Length 5756mm or more
12	Inverter Base	GN0811000000	
13	Brake Resistor	PB001900RA00	For 12 or less Head M/C with Total Length 5755mm or less
13	Brake Resistor	PB001500RA00	For 13 or more Head M/C with Total Length 5755mm or less, M/C with Total Length 5756mm or more
14	DC Power Supply	PB003100PW00	
15	DC Power Supply Base	GN0812000000	
16	Electrical Parts Cover B	GN0809B00000	
16	Electrical Parts Cover A	GN0809A00000	For M/C Total Length 6366mm and more
17	Head82-A Card	FG6108000000	
18	Spacer	PB006400EB00	
19	Head Card Attaching Plate	GN0824000000	
20	Head Card Spacer	GN0825000000	
21	DC Power Supply	PB003100PW00	For 25 and more Head M/C
22	DC Power Supply	PB003100PW00	For M/C equipped with Sequin Device
23	Left-side Stand Cover	GN0813000000	For 25 and more Head M/C or M/C with Sequin Device
24			
25			
26			
27			
28			
29			
30			
31			
32			
33			
34			
35			
36			
37			
38			
39			
40			
41			
42			
43			
44			
45			

Note: As for parts with marks # or *, please follow our instructions on Table of Contents in your parts order.

(FD01)



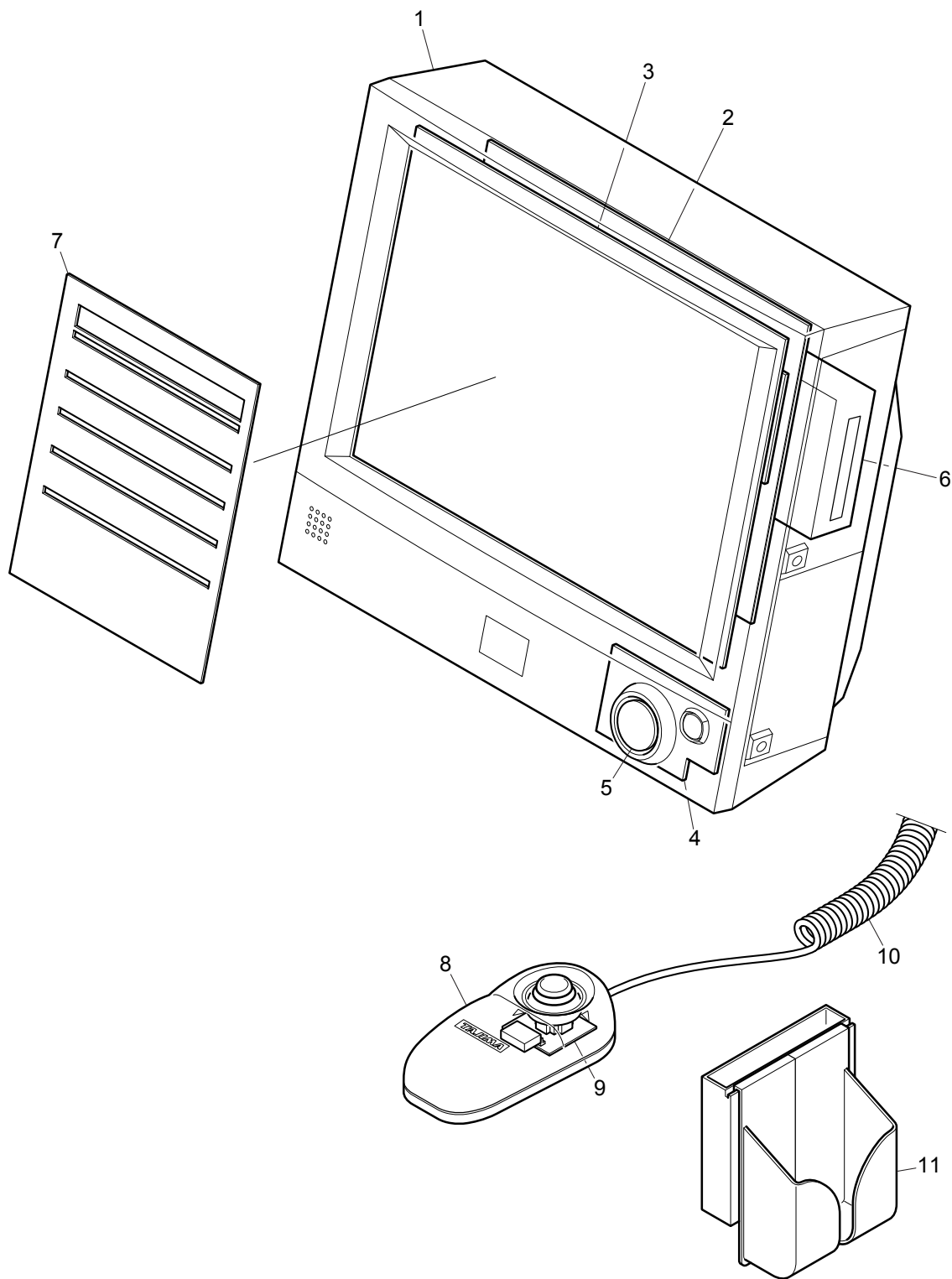
TFGN CONTROLLER

GN-18

Ref.No.	Description	Part No.	Remark
1	Controller	FG511500000	
2	CPU82 Card	FG511600000	
3	CPU1/F82 Card	FG511701000	
4	7iDU Amp.	FG511200000	
5	Glass Tube Fuse	PA505270000	
6	DC Power Supply	PB003900PW00	
7	Fan	PB000100BF00	
8	Air Filter	PB000200ZM00	
9	Receptacle	PB000200PA00	
10	Controller Bracket B	GN0810B00000	
10	Controller Bracket A	GN0810A00000	Standard Drive Spec. M/C L=6366mm and more, Y-Z Drive Spec. M/C L=6456mm -
11	Heavy Weight Use In/Out Hinge	BPP672R00000	
12			
13			
14			
15			
16			
17			
18			
19			
20			
21			
22			
23			
24			
25			
26			
27			
28			
29			
30			
31			
32			
33			
34			
35			
36			
37			
38			
39			
40			
41			
42			
43			
44			
45			
46			
47			
48			
49			

Note: As for parts with marks # or *, please follow our instructions on Table of Contents in your parts order.

(FD01)

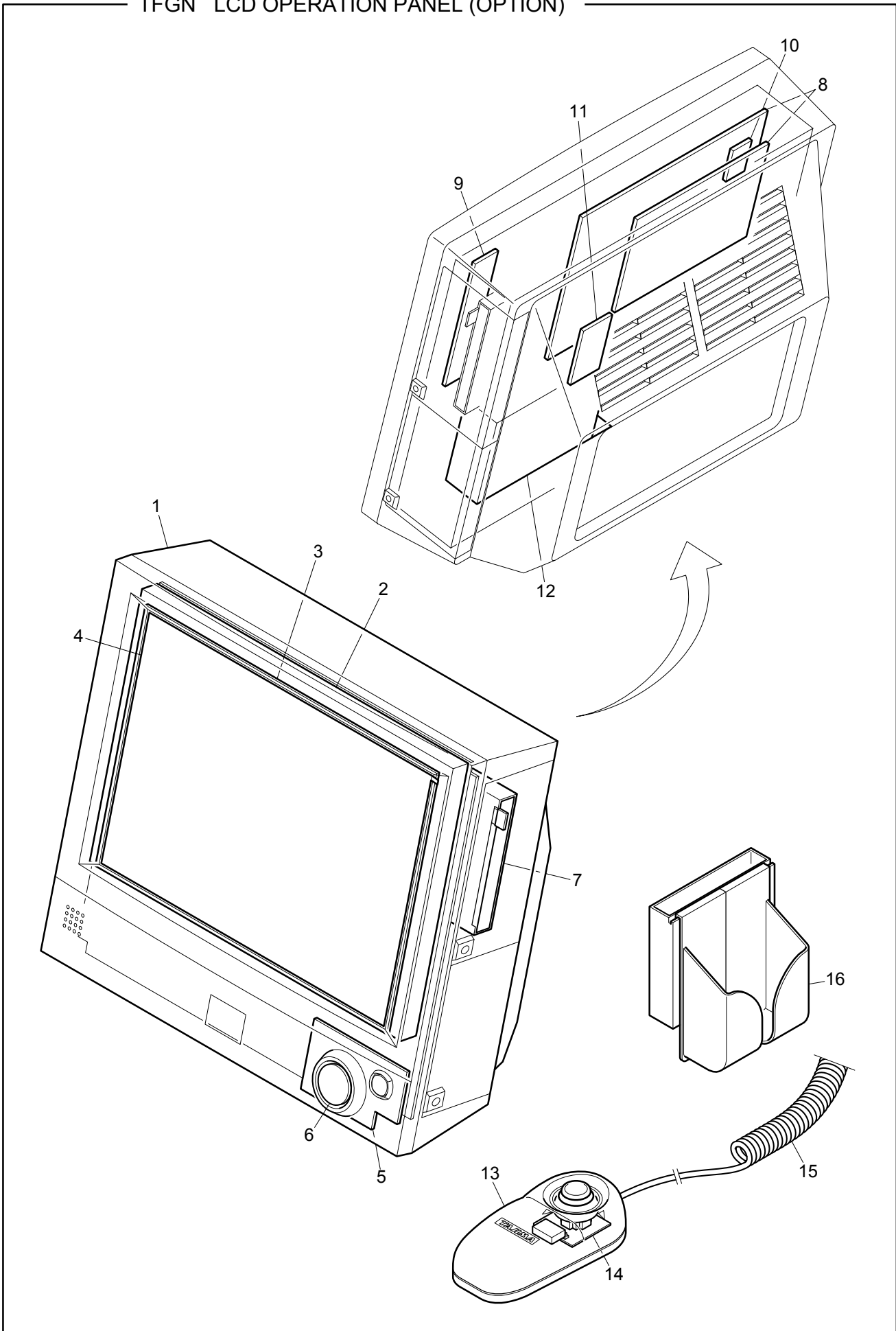


TFGN OPERATION PANEL

GN-19

Ref.No.	Description	Part No.	Remark
1	LED Operation Panel	FG5221000000	Japanese
1	LED Operation Panel	FG5221A00000	English
1	LED Operation Panel	FG5221B00000	Chinese
1	LED Operation Panel	FG5221C00000	Korean
2	Panel7L2 Card	FG5216000000	
3	PSW7L3 Card	FG5222000000	
4	FSW81 Card	FG5223000000	
5	Switch Lever	RX0810000000	
6	Floppy Disk Drive	PB001000RE00	
7	Panel Film	FG5228D00000	Spanish
8	Jog Remote-controller	RX5101000000	
9	Jog Remote-controller Card	RX5102000000	
10	Jog Remote-controller Harness	RX5103000000	
11	Jog Remote-controller Pocket	PB0001A0NB00	
12			
13			
14			
15			
16			
17			
18			
19			
20			
21			
22			
23			
24			
25			
26			
27			
28			
29			
30			
31			
32			
33			
34			
35			
36			
37			
38			
39			
40			
41			
42			
43			
44			
45			
46			
47			

Note: As for parts with marks # or *, please follow our instructions on Table of Contents in your parts order.



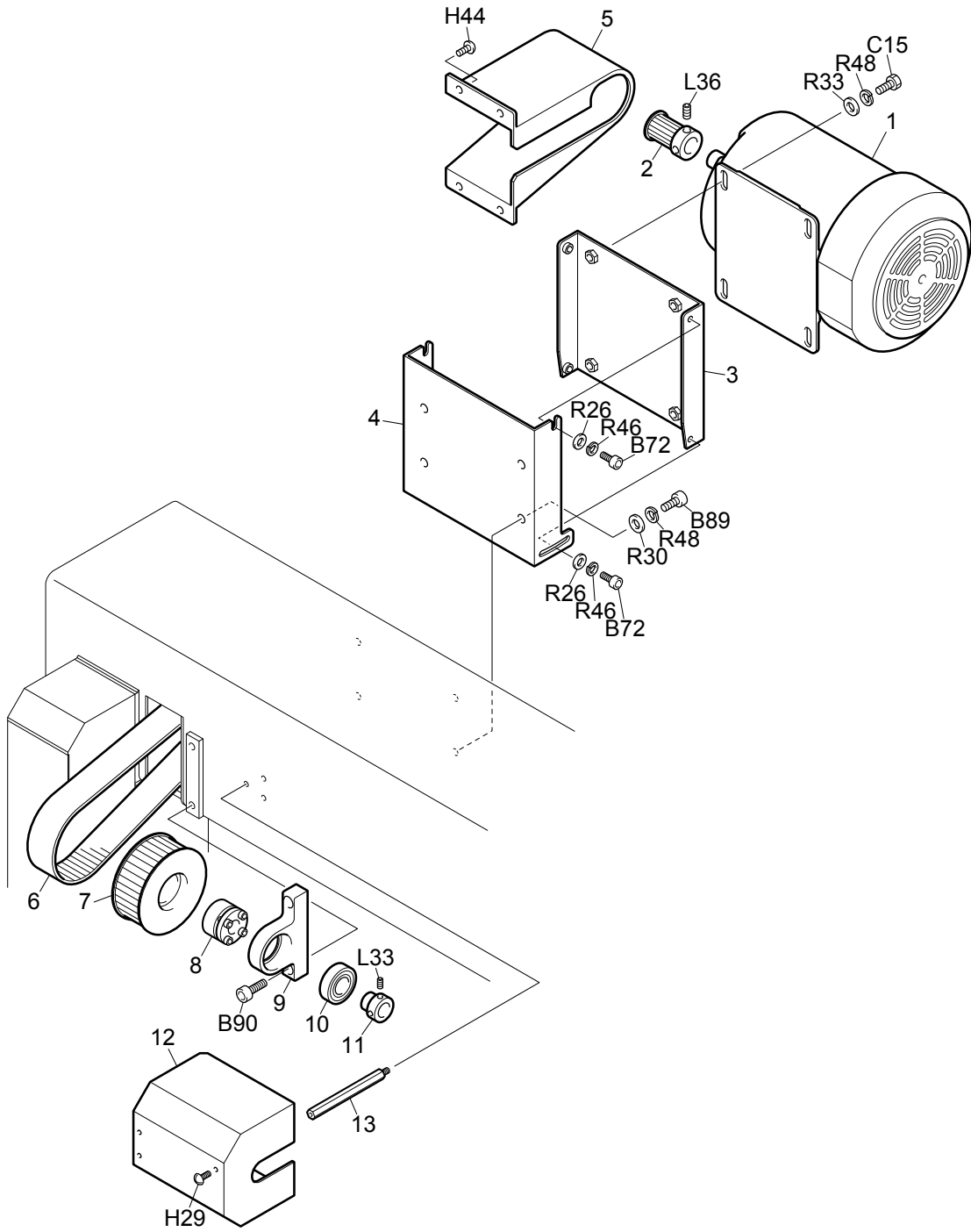
TFGN LCD OPERATION PANEL (OPTION)

GN-20

Ref.No.	Description	Part No.	Remark
1	8LCD Operation Panel	FG5220010000	
2	12.1-inch TFT Color LCD	PB001800LP00	
3	12.1-inch Touch Panel	FG5227000000	
4	12.1-inch Touch Panel Protection Sheet	RX5110000000	
5	FSW81 Card	FG5223000000	
6	Switch Lever	RX0810000000	
7	Floppy Disk Drive	PB001100RE00	
8	RISC Card	FG5226020000	Japanese
8	RISC Card	FG5226A20000	English
9	Backlight Inverter	PB001900LP00	
10	TP81 Card	FG5224000000	
11	BAT81 Card	FG5225000000	
12	DC Power Supply	PB004000PW00	
13	Jog Remote-controller	RX5101000000	
14	Jog Remote-controller Card	RX5102000000	
15	Jog Remote-controller Harness	RX5103000000	
16	Jog Remote-controller Pocket	PB0001A0NB00	
17			
18			
19			
20			
21			
22			
23			
24			
25			
26			
27			
28			
29			
30			
31			
32			
33			
34			
35			
36			
37			
38			
39			
40			
41			
42			
43			
44			
45			
46			
47			
48			
49			

Note: As for parts with marks # or *, please follow our instructions on Table of Contents in your parts order.

(FD01)



TFGN MAIN SHAFT MOTOR A

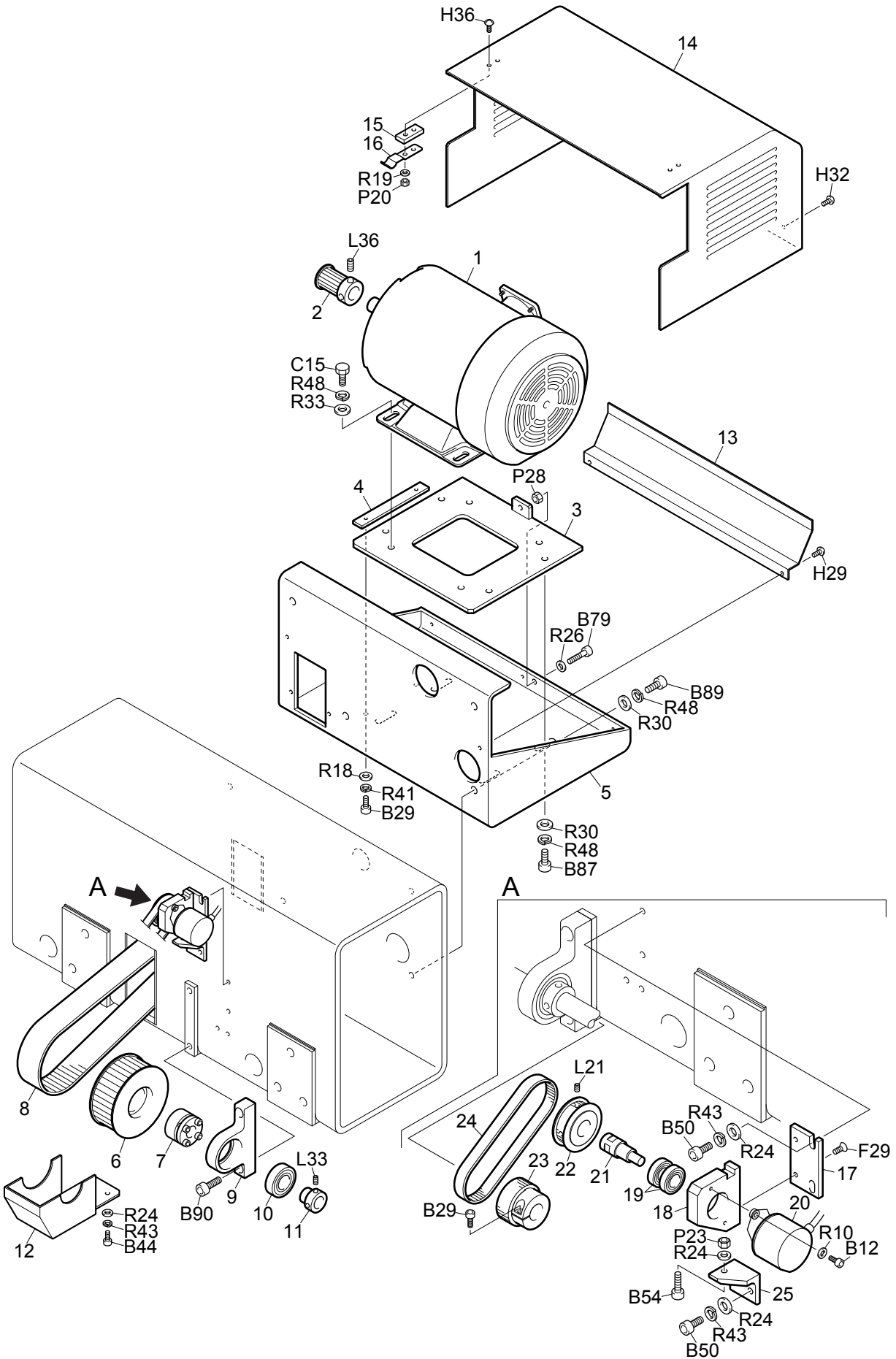
GN-21a

Ref.No.	Description	Part No.	Remark
1	Main Shaft Motor	CT0827020000	For 12 or less Head M/C
1	Main Shaft Motor	ED6215020000	For 13 or more Head M/C
2	Main Shaft Motor Pulley	JX0101000000	For 12 or less Head M/C
2	Main Shaft Motor Pulley	FN0101000000	For 13 or more Head M/C
3	Main Shaft Attaching Motor Base B	LH0101000000	For 12 or less Head M/C
3	Main Shaft Attaching Bracket	ED0160000000	For 13 or more Head M/C
4	Main Shaft Tension Bracket	ED0159010000	
5	Main Shaft Belt Cover	FN0107000000	
6	Timing Belt	BPS5M351000G	
7	Main Shaft Pulley	FN0103000000	
8	Star Lock	BPSTL21F1532	
9	No.2 Bearing Case	ED0176000000	
10	Ball Bearing	BP6004ZZ0000	
11	15mm Dia. Bearing Case Collar	EF0106000000	
12	Shaft Cover	FN0106000000	
13	Shaft Cover Stud	ED0152000000	
14			
15			
16			
17			
18			
19			
20			
21			
22			
23			
24			
25			
26			
27			
28			
29			
30			
31			
32			
33			
34			
35			
36			
37			
38			
39			
40			
41			
42			
43			
44			
45			
46			
47			

Note: As for parts with marks # or *, please follow our instructions on Table of Contents in your parts order.

(FD01)

TFGN MAIN SHAFT MOTOR B



TFGN MAIN SHAFT MOTOR B

GN-21b

Ref.No.	Description	Part No.	Remark
1	Main Shaft Motor	ED6215020000	
2	Main Shaft Motor Pulley	FN0101000000	
3	Tension Base	ED0179000000	
4	Tension Base Guide	ED0181000000	
5	Main Shaft Motor Attaching Base	FN0105000000	
6	Main Shaft Pulley	FN0103000000	
7	Star Lock	BPSTL21F1532	
8	Timing Belt	BPS5M351025G	
8	Timing Belt	BPS5M351195G	Standard Drive Spec. M/C L=6366mm and more, Y-Z Drive Spec. M/C L=6456mm -
9	No.2 Bearing Case	ED0176000000	
10	Ball Bearing	BP6004ZZ0000	
11	15mm Dia. Bearing Case Collar	EF0106000000	
12	Main Shaft Cover	ED0155010000	
12	Main Shaft Cover	FN0836010000	For X-axis Emb. Space 200mm
13	Wiring Cover	ED0182000000	
14	Motor Cover	ED0188000000	
15	Spring Spacer	ED0183000000	
16	Cover Plate Spring	ED0184000000	
17	Encoder Attaching Base A	GN0101000000	
18	Encoder Attaching Base B	GN0102000000	
19	Ball Bearing	BP6901ZZ0000	
20	Rotary Encoder	EF6600A00000	
21	Pin No.723	GN0103000000	
22	Pulley B	GN0106000000	
23	Pulley A	GN0105000000	
24	Timing Belt	BPS5M100260G	
25	Tension Base	GN0104000000	
26			
27			
28			
29			
30			
31			
32			
33			
34			
35			
36			
37			
38			
39			
40			
41			
42			
43			
44			
45			
46			
47			
48			

No.	Part No.	Remark	No.	Part No.	Remark
A	Flat Fillister Head Screw		B18	SS6203200TD0	M3*20
A1	SM15015430CN	1/8*44*3	B19	SS6203200TN0	M3*20
A2	SM15015450CN	1/8*44*5	B20	SS6203250TN0	M3*25
A3	SM15015455CN	1/8*44*5.5	B21	SS6204050TD0	M4*5
A4	SM15015460CN	1/8*44*6	B22	SS6204050TN0	M4*5
A5	SM16515530CN	9/64*40*3	B23	SS6204060TN0	M4*6
A6	SM14020540CN	9/64*40*4	B24	SS6204080TD0	M4*8
A7	SM16516540SA	9/64*40*4	B25	SS6204080TN0	M4*8
A8	SM17010540CN	9/64*40*4	B26	SS6204100TD0	M4*10
A9	SM1E515550CN	9/64*40*5	B27	SS6204100TN0	M4*10
A10	SM14020560CN	9/64*40*6	B28	SS6204120TD0	M4*12
A11	SM15525560CN	9/64*40*6	B29	SS6204120TN0	M4*12
A12	SM15526570CN	9/64*40*7	B30	SS6204150TN0	M4*15
A13	SM15020580CN	9/64*40*8	B31	SS6204180TN0	M4*18
A14	SM15530580CN	9/64*40*8	B32	SS6204200TD0	M4*20
A15	SM16025580CN	9/64*40*8	B33	SS6204200TN0	M4*20
A16	SM150205A0CN	9/64*40*10	B34	SS6204250TN0	M4*25
A17	SM150205C0CN	9/64*40*12	B35	SS6204250TN1	M4*25
A18	SM150205F0CN	9/64*40*15	B36	SS6204300TN0	M4*30
A19	SM15422643TN	11/64*40*4.3	B37	SS6204350TN0	M4*35
A20	SM17017670CN	11/64*40*7	B38	SS6204400TN0	M4*40
A21	SM1C035675CN	11/64*40*7.5	B39	SS6204450TN0	M4*45
A22	SM10825690SH	11/64*40*9	B40	SS6205060TN0	M5*6
A23	SM146266B5CN	11/64*40*11.5	B41	SS6205080TD0	M5*8
A24	SM172316C0CN	11/64*40*12	B42	SS6205080TN0	M5*8
A25	SS6003080SC0	M3*8	B43	SS6205100TD0	M5*10
A26	SS6003080SD0	M3*8	B44	SS6205100TN0	M5*10
A27	SS6003100CC0	M3*10	B45	SS6205100TP0	M5*10
A28	SS6004100SC0	M4*10	B46	SS6205120TN0	M5*12
			B47	SS6205140TN0	M5*14
			B48	SS6205150MZ0	M5*15
			B49	SS6205150TD0	M5*15
B	Hexagon Socket Head Cap Screw		B50	SS6205150TN0	M5*15
B1	SS6202080TD0	M2*8	B51	SS6205160TN0	M5*16
B2	SS6202100TD0	M2*10	B52	SS6205180TN0	M5*18
B3	SS6276050TN0	M2.6*5	B53	SS6205200TD0	M5*20
B4	SS6203030TN0	M3*3	B54	SS6205200TN0	M5*20
B5	SS6203040TN0	M3*4	B55	SS6205220TN0	M5*22
B6	SS6203050TN0	M3*5	B56	SS6205230TN0	M5*23
B7	SS6203060TD0	M3*6	B57	SS6205250TN0	M5*25
B8	SS6203060TN0	M3*6	B58	SS6205300TN0	M5*30
B9	SS6203080TD0	M3*8	B59	SS6205350TN0	M5*35
B10	SS6203080TN0	M3*8	B60	SS6205350TN1	M5*35
B11	SS6203100TD0	M3*10	B61	SS6205400TN0	M5*40
B12	SS6203100TN0	M3*10	B62	SS6205450TN0	M5*45
B13	SS6203120TN0	M3*12	B63	SS6205500TN0	M5*50
B14	SS6203150TD0	M3*15	B64	SS6205500TN1	M5*50
B15	SS6203150TN0	M3*15	B65	SS6205550TN0	M5*55
B16	SS6203160TN0	M3*16	B66	SS6205600TN0	M5*60
B17	SS6203180TN0	M3*18	B67	SS6205600TN1	M5*60

B.C.D.E

No.	Part No.	Remark	No.	Part No.	Remark
B	Hexagon Socket Head Cap Screw		C7	SS9306150SC0	M6*15
B68	SS6206080TN0	M6*8	C8	SS9306450SD0	M6*45
B69	SS6206090TN0	M6*9	C9	SS9306500SC0	M6*50
B70	SS6206100TN0	M6*10	C10	SS9306500SD0	M6*50
B71	SS6206120TN0	M6*12	C11	SS9306550SD0	M6*55
B72	SS6206150TN0	M6*15	C12	SS9306650SD0	M6*65
B73	SS6206180TN0	M6*18	C13	SS9306750SC0	M6*75
B74	SS6206200TN0	M6*20	C14	SS9308150TN0	M8*15
B75	SS6206250TN0	M6*25	C15	SS9308180TN0	M8*18
B76	SS6206300TN0	M6*30	C16	SS9310300TN0	M10*30
B77	SS6206350TN0	M6*35	C17	SS9310350SC0	M10*35
B78	SS6206400TN0	M6*40	C18	SS9310350TN0	M10*35
B79	SS6206450TN0	M6*45	C19	SS9310400SC1	M10*40
B80	SS6206450TN1	M6*45	C20	SS9312500TN0	M12*50
B81	SS6206500TN1	M6*50	C21	SS9312B00TN0	M12*110
B82	SS6206650TN0	M6*65			
B83	SS6506750TN1	M6*75			
B84	SS6206800TN1	M6*80			
B85	SS6206A00TN0	M6*100	D	Round Fillister Head Screw	
B86	SS6208120TN0	M8*12	D1	SM66514540CL	9/64*40*4
B87	SS6208150TN0	M8*15	D2	SM66015550CL	9/64*40*5
B88	SS6208150TP0	M8*15	D3	SM66015550CN	9/64*40*5
B89	SS6208200TN0	M8*20	D4	SM67018550CN	9/64*40*5
B90	SS6208250TN0	M8*25	D5	SM67020550CN	9/64*40*5
B91	SS6208300TN0	M8*30	D6	SM66015560CL	9/64*40*6
B92	SS6208350TN0	M8*35	D7	SM66015560CN	9/64*40*6
B93	SS6208400TN0	M8*40	D8	SM67020560CL	9/64*40*6
B94	SS6208400TN1	M8*40	D9	SM67020560CN	9/64*40*6
B95	SS6208450TN0	M8*45	D10	SM65817568CN	9/64*40*6.8
B96	SS6208450TN1	M8*45	D11	SM67020580CL	9/64*40*8
B97	SS6208500TN0	M8*50	D12	SM67020580CN	9/64*40*8
B98	SS6208600TN0	M8*60	D13	SM660255A0CN	9/64*40*10
B99	SS6208700TN0	M8*70	D14	SM670205C0CN	9/64*40*12
B100	SS6210200TN0	M10*20	D15	SM67015660CN	11/64*40*6
B101	SS6210250TN0	M10*25	D16	SM67530665CN	11/64*40*6.5
B102	SS6210300TN0	M10*30	D17	SM675306A5CN	11/64*40*10.5
B103	SS6210350TN0	M10*35	D18	SM675306C0CN	11/64*40*12
B104	SS6210400TN0	M10*40	D19	SM675256F0CN	11/64*40*15
B105	SS6212300TN0	M12*30	D20	SM69065CQ5CN	9/32*28*24.5
B106	SS6212350TN0	M12*35	D21	SS7003050SD0	M3*5
C	Hexagon Bolt		E	Pan Head Screw	
C1	SS9303060SD0	M3*6	E1	SS4164014MZ0	M1.4*1.4
C2	SS9304080SD0	M4*8	E2	SS4102030MZ0	M2*3
C3	SS9305100SD0	M5*10	E3	SS4102040MZ0	M2*4
C4	SS9305150SC0	M5*15	E4	SS4102080MZ0	M2*8
C5	SS9305150SD0	M5*15	E5	SS4175030MZ0	M2.5*3
C6	SS9305200SD0	M5*20	E6	SS4175040MZ0	M2.5*4

No.	Part No.	Remark	No.	Part No.	Remark
E	Pan Head Screw		E56	SS4105450SD1	M5*45
E7	SS4175050MZ0	M2.5*5	E57	SS4105500SD1	M5*50
E8	SS4175080MZ0	M2.5*8	E58	SS4105600SD1	M5*60
E9	SS4175130MZ0	M2.5*13			
E10	SS4175130SD0	M2.5*13			
E11	SS4103030MZ0	M3*3			
E12	SS4103030SD0	M3*3	F	Countersunk Head Screw	
E13	SS4103040CD0	M3*4	F1	SMA55005A0CN	9/64*40*10
E14	SS4103040MZ0	M3*4	F2	SMB7000680CN	11/64*40*8
E15	SS4103040SD0	M3*4	F3	SS1102060SD0	M2*6
E16	SS4103050MZ0	M3*5	F4	SS1103040MZ0	M3*4
E17	SS4103050SD0	M3*5	F5	SS1103040SD0	M3*4
E18	SS4103060MZ0	M3*6	F6	SS1103050MZ0	M3*5
E19	SS4103060SA0	M3*6	F7	SS1103050SD0	M3*5
E20	SS4103060SD0	M3*6	F8	SS1003060SD0	M3*6
E21	SS4103080MZ0	M3*8	F9	SS1103060MZ0	M3*6
E22	SS4103080SA0	M3*8	F10	SS1103060SD0	M3*6
E23	SS4103080SD0	M3*8	F11	SS1103070SD0	M3*7
E24	SS4103100SC1	M3*10	F12	SS1003080SD0	M3*8
E25	SS4103100SD0	M3*10	F13	SS1103080MZ0	M3*8
E26	SS4103110SC1	M3*11	F14	SS1103080SC0	M3*8
E27	SS4103120MZ0	M3*12	F15	SS1103080SD0	M3*8
E28	SS4103120SD0	M3*12	F16	SS1103080SN0	M3*8
E29	SS4103140SA0	M3*14	F17	SS1103100SD0	M3*10
E30	SS4103140SD0	M3*14	F18	SS1103120MZ0	M3*12
E31	SS4103150SD0	M3*15	F19	SS1103120SD0	M3*12
E32	SS4103160SD0	M3*16	F20	SS1103150MZ0	M3*15
E33	SS4103200SD0	M3*20	F21	SS1103160SD0	M3*16
E34	SS4103400SD1	M3*40	F22	SS1104050SD0	M4*5
E35	SS4103500SD1	M3*50	F23	SS1104060MZ0	M4*6
E36	SS4104040SD0	M4*4	F24	SS1104060SD0	M4*6
E37	SS4104050SD0	M4*5	F25	SS1104080MZ0	M4*8
E38	SS4104060MZ0	M4*6	F26	SS1104080SD0	M4*8
E39	SS4104060SD0	M4*6	F27	SS1104100MZ0	M4*10
E40	SS4104080SD0	M4*8	F28	SS1104100SD0	M4*10
E41	SS4104100SD0	M4*10	F29	SS1104120SD0	M4*12
E42	SS4104120SD0	M4*12	F30	SS1104140SD0	M4*14
E43	SS4104150SD0	M4*15	F31	SS1104150SD0	M4*15
E44	SS4104180SD0	M4*18	F32	SS1104200SD0	M4*20
E45	SS4104300SD0	M4*30	F33	SS1104220SD0	M4*22
E46	SS4104500SD0	M4*50	F34	SS1104250SD0	M4*25
E47	SS4104600SD1	M4*60	F35	SS1105060SD0	M5*6
E48	SS4105060SD0	M5*6	F36	SS1105080SD0	M5*8
E49	SS4105070SD0	M5*7	F37	SS1105100MZ0	M5*10
E50	SS4105080SD0	M5*8	F38	SS1105100SD0	M5*10
E51	SS4105100MZ0	M5*10	F39	SS1105120SD0	M5*12
E52	SS4105100SD0	M5*10	F40	SS1105150SD0	M5*15
E53	SS4105120SD0	M5*12	F41	SS1105300SD0	M5*30
E54	SS4105300SD1	M5*12	F42	SS1105350SD0	M5*35
E55	SS4105150SD0	M5*15	F43	SS1105400SD0	M5*40

F.G.H.J.K

No.	Part No.	Remark	No.	Part No.	Remark
<i>F</i>	Countersunk Head Screw		<i>H29</i>	SS0104060SD0	M4*6
<i>F44</i>	SS1106150SC0	M6*15	<i>H30</i>	SS0104065SD0	M4*6.5
<i>F45</i>	SS1106150SD0	M6*15	<i>H31</i>	SS0104080MZ0	M4*8
<i>F46</i>	SS1106350SD0	M6*35	<i>H32</i>	SS0104080SD0	M4*8
<i>F47</i>	SS1108120SD0	M8*12	<i>H33</i>	SS0104080MZ2	M4*8
<i>F48</i>	SS1108700TN0	M8*70	<i>H34</i>	SS0104100MZ0	M4*10
			<i>H35</i>	SS0104100SD0	M4*10
			<i>H36</i>	SS0104120SD0	M4*12
			<i>H37</i>	SS0104150SD0	M4*15
<i>G</i>	Round Countersunk Head Screw		<i>H38</i>	SS0104200SD0	M4*20
<i>G1</i>	SMC5000460CL	1/8*44*6	<i>H39</i>	SS0105050SD0	M5*5
<i>G2</i>	SMC5000530CL	9/64*40*3	<i>H40</i>	SS0105060SD0	M5*6
<i>G3</i>	SMC5000535CL	9/64*40*3.5	<i>H41</i>	SS0105065SD0	M5*6.5
<i>G4</i>	SMC5000540CL	9/64*40*4	<i>H42</i>	SS0105070SD0	M5*7
<i>G5</i>	SMC5000560CL	9/64*40*6	<i>H43</i>	SS0105080MZ0	M5*8
<i>G6</i>	SMC5000570CL	9/64*40*7	<i>H44</i>	SS0105080SD0	M5*8
<i>G7</i>	SMC5000595CL	9/64*40*9.5	<i>H45</i>	SS0105100MZ0	M5*10
<i>G8</i>	SMC50005C0CL	9/64*40*12	<i>H46</i>	SS0105100SD0	M5*10
			<i>H47</i>	SS0105120MZ0	M5*12
			<i>H48</i>	SS0105120SD0	M5*12
			<i>H49</i>	SS0105150SD0	M5*15
<i>H</i>	Truss Head Screw		<i>H50</i>	SS0105200SD0	M5*20
<i>H1</i>	SMF6016470CL	1/8*44*7	<i>H51</i>	SS0105250SD0	M5*25
<i>H2</i>	SMF8020530CL	9/64*40*3.5	<i>H52</i>	SS0105300SD0	M5*30
<i>H3</i>	SMF8020540CL	9/64*40*4	<i>H53</i>	SS0105350SD0	M5*35
<i>H4</i>	SME9510540CM	9/64*40*4	<i>H54</i>	SS0106080SD0	M6*8
<i>H5</i>	SMF8020560CL	9/64*40*6	<i>H55</i>	SS0106100SD0	M6*10
<i>H6</i>	SMF8020580CL	9/64*40*8	<i>H56</i>	SS0106220SD0	M6*22
<i>H7</i>	SS0175030MZ0	M2.5*3	<i>H57</i>	SS0106250SD0	M6*25
<i>H8</i>	SS0175030SD0	M2.5*3	<i>H58</i>	SS0106350SD0	M6*35
<i>H9</i>	SS0175040MZ0	M2.5*4	<i>H59</i>	SS0106400SD0	M6*40
<i>H10</i>	SS0175040SA0	M2.5*4			
<i>H11</i>	SS0175040SD0	M2.5*4			
<i>H12</i>	SS0103030MZ0	M3*3			
<i>H13</i>	SS0103030SD0	M3*3	<i>J</i>	Round Head Screw	
<i>H14</i>	SS0103040SD0	M3*4	<i>J1</i>	SS3102030MZ0	M2*3
<i>H15</i>	SS0103050MZ0	M3*5	<i>J2</i>	SS3103080SD0	M3*8
<i>H16</i>	SS0103050SD0	M3*5	<i>J3</i>	SS3103080SE0	M3*8
<i>H17</i>	SS0103060MZ0	M3*6	<i>J4</i>	SS3103100MZ0	M3*10
<i>H18</i>	SS0103060SD0	M3*6			
<i>H19</i>	SS0103060SA0	M3*6			
<i>H20</i>	SS0103080SD0	M3*8			
<i>H21</i>	SS0103080SA0	M3*8	<i>K</i>	Slotted Set Screw	
<i>H22</i>	SS0103100MZ0	M3*10	<i>K1</i>	SMK0000435CN	1/8*44*3.5
<i>H23</i>	SS0103100SD0	M3*10	<i>K2</i>	SMK0000560CN	9/64*40*6
<i>H24</i>	SS0103200SD0	M3*20	<i>K3</i>	SMK0000625CN	11/64*40*2.5
<i>H25</i>	SS0104040MZ0	M4*4	<i>K4</i>	SMK0000635CN	11/64*40*3.5
<i>H26</i>	SS0104050MZ0	M4*5	<i>K5</i>	SMK0000640CN	11/64*40*4
<i>H27</i>	SS0104050SD0	M4*5	<i>K6</i>	SMK0000650CN	11/64*40*5
<i>H28</i>	SS0104060MZ0	M4*6	<i>K7</i>	SMK0000A50CN	15/64*28*5

K.L.M.N.P

No.	Part No.	Remark	No.	Part No.	Remark
K	Slotted Set Screw		L36	SS8208080TN0	M8*8
K8	SMK0000AA0CN	15/64*28*10	L37	SS8208100TN0	M8*10
K9	SMK0000AF0CN	15/64*28*15	L38	SS8208150TN0	M8*15
K10	SMK0000AH0CN	15/64*28*17			
K11	SMK0000B40CN	1/4*40*4			
K12	SMK0000B45CN	1/4*40*4.5			
K13	SMK0000B50CN	1/4*40*5	M	Hexagon Socket Head Button Screw	
K14	SMK0000B60CN	1/4*40*6	M1	SS3203040SC0	M3*4
K15	SMK0000B80CN	1/4*40*8	M2	SS3204060SC0	M4*6
K16	SMK0000CC0CN	9/32*28*12	M3	SS3204080SC0	M4*8
K17	SS8005060TN0	M5*6	M4	SS3204080SD0	M4*8
			M5	SS3205100SC0	M5*10
			M6	SS3205100SD0	M5*10
L	Hexagon Socket Head Set Screw				
L1	SMJ0000425CN	1/8*44*2.5			
L2	SMJ0000430CN	1/8*44*3	N	Screw with Washer	
L3	SMJ0000690CN	11/64*28*9	N1	SSA003080000	M3*8
L4	SMJ0000640CN	11/64*40*4	N2	SSA003150000	M3*15
L5	SMJ0000660CN	11/64*40*6	N3	SSA003160000	M3*16
L6	SMJ0000680CN	11/64*40*8	N4	SSA003180000	M3*18
L7	SMJ0000A40CN	15/64*28*4	N5	SSA004080000	M4*8
L8	SMJ0000A90CN	15/64*28*9	N6	SSA004100000	M4*10
L9	SS8275030TN0	M2.5*3	N7	SSA004550000	M4*55
L10	SS8203020TN0	M3*2	N8	SSA005100000	M5*10
L11	SS8203030TN0	M3*3	N9	SSA005120000	M5*12
L12	SS8203040TN0	M3*4	N10	SSA005140000	M5*14
L13	SS8203050TN0	M3*5	N11	SSA005180000	M5*18
L14	SS8203060TN0	M3*6			
L15	SS8203080TN0	M3*8			
L16	SS8204030TN0	M4*3			
L17	SS8204040TN0	M4*4	P	Nut	
L18	SS8204050TN0	M4*5	P1	SMN046030CN0	1/8*44*6*3
L19	SS8204060TN0	M4*6	P2	SMN056020CL0	9/64*40*6*2
L20	SS8204060TN1	M4*6	P3	SMN056030CN0	9/64*40*6*3
L21	SS8204080TN0	M4*8	P4	SMN066020CN0	11/64*40*6*2
L22	SS8204100TN0	M4*10	P5	SMN066030CN0	11/64*40*6*3
L23	SS8204120TN0	M4*12	P6	SMN067030CN0	11/64*40*7*3
L24	SS8205040TN0	M5*4	P7	SMN167030CN0	11/64*40*7*3
L25	SS8205050TN0	M5*5	P8	SSN166XA0000	M1.6 Type 1
L26	SS8205060TN0	M5*6	P9	SSN002SD0000	M2 Type 1
L27	SS8205080TN0	M5*8	P10	SSN073SD0000	M2.3 Type 1
L28	SS8205100TN0	M5*10	P11	SSN075MZ0000	M2.5 Type 1
L29	SS8205120TN0	M5*12	P12	SSN003MZ0000	M3 Type 1
L30	SS8205150TN0	M5*15	P13	SSN003SC0000	M3 Type 1
L31	SS8206050TN0	M6*5	P14	SSN003SD0000	M3 Type 1
L32	SS8206060TN0	M6*6	P15	SSN403SD0000	M3 Thumbscrew Type 2
L33	SS8206080TN0	M6*8	P16	SSN203SC0000	M3 Type 3
L34	SS8206100TN0	M6*10	P17	SSN203SD0000	M3 Type 3
L35	SS8206180TN0	M6*18	P18	SSN285SC0000	M3.5 Type 3

P.R

No.	Part No.	Remark	No.	Part No.	Remark
P	Nut		R21	WSP05A008SC0	Plain M5*10*0.8t
P19	SSN004SC0000	M4 Type 1	R22	WSP05A008SD0	Plain M5*10*0.8t
P20	SSN004SD0000	M4 Type 1	R23	WSP05C008MZ0	Plain M5*12*0.8t
P21	SSN204SC0000	M4 Type 3	R24	WSP05C008SC0	Plain M5*12*0.8t
P22	SSN204SD0000	M4 Type 3	R25	WSP05C008SD0	Plain M5*12*0.8t
P23	SSN005SC0000	M5 Type 1	R26	WSP06D010SC0	Plain M6*13*1.0t
P24	SSN005SD0000	M5 Type 1	R27	WSP06D010SD0	Plain M6*13*1.0t
P25	SSN205SC0000	M5 Type 3	R28	WSP06G010SC0	Plain M6*16*1.0t
P26	SSN205SD0000	M5 Type 3	R29	WSP08G012SD0	Plain M8*16*1.2t
P27	SSN605SD0000	M5 Cap Screw	R30	WSP08J016SC0	Plain M8*18*1.6t
P28	SSN006SC0000	M6 Type 1	R31	WSP08J016SD0	Plain M8*18*1.6t
P29	SSN006SC1000	M6 Type 1 (Left)	R32	WSP08J032SC0	Plain M8*18*3.2t
P30	SSN006SD0000	M6 Type 1	R33	WSP08N032SC0	Plain M8*22*3.2t
P31	SSN006SD1000	M6 Type 1 (Left)	R34	WSP10S032SC0	Plain M10*26*3.2t
P32	SSN206SC0000	M6 Type 3	R35	WSP12L520SC0	Plain M12*20.5*2t
P33	SSN008SC0000	M8 Type 1	R36	WSS020000KD0	Spring M2
P34	SSN008SD0000	M8 Type 1	R37	WSS760000KC0	Spring M2.6
P35	SSN208SC0000	M8 Type 3	R38	WSS030000KC0	Spring M3
P36	SSN208SD0000	M8 Type 3	R39	WSS030000KD0	Spring M3
P37	SSN010SC0000	M10 Type 1	R40	WSS850000KC0	Spring M3.5
P38	SSN710CD0000	M10 with Flange	R41	WSS040000KC0	Spring M4
P39	SSN710SC0000	M10 with Flange	R42	WSS040000KD0	Spring M4
P40	SSN012SC0000	M12 Type 1	R43	WSS050000KC0	Spring M5
P41	SSN212SC0000	M12 Type 3	R44	WSS050000KD0	Spring M5
P42	SSN216SC0000	M16 Type 3	R45	WSS050000MZ0	Spring M5
P43	SSN020SC0000	M20 Type 1	R46	WSS060000KC0	Spring M6
			R47	WSS060000KD0	Spring M6
			R48	WSS080000KC0	spring M8
			R49	WSS080000KD0	spring M8
R	Washer		R50	WSS100000KC0	Spring M10
R1	WSP640303MZ0	Plain M1.4*3*0.3t	R51	WSS120000KC0	Spring M12
R2	WSP023505XZ0	Plain M2*3.5*0.5t	R52	WSW04B003TP0	Wave M4
R3	WSP765005XB0	Plain M2.6*5*0.5t	R53	WSW05B003TN0	Wave M5
R4	WSP767505XB0	Plain M2.6*7.5*0.5t	R54	WSW06A503TN0	Wave M6
R5	WSP036003XZ0	Plain M3*6*0.3t	R55	WSL048505TP0	With teeth M4
R6	WSP036005SC0	Plain M3*6*0.5t	R56	WSL05A006TP0	With teeth M5
R7	WSP037005SD0	Plain M3*7*0.5t	R57	WSN080000SC0	Slant M8
R8	WSP038003SD0	Plain M3*8*0.3t	R58	WSC048005SC0	Disk Spring M4
R9	WSP038005MZ0	Plain M3*8*0.5t			
R10	WSP038005SC0	Plain M3*8*0.5t			
R11	WSP038005SD0	Plain M3*8*0.5t			
R12	WSP038100SD0	Plain M3*8*1t			
R13	WSP048005SC0	Plain M4*8*0.5t			
R14	WSP048005SD0	Plain M4*8*0.5t			
R15	WSP048008SC0	Plain M4*8*0.8t			
R16	WSP048008SD0	Plain M4*8*0.8t			
R17	WSP04A008MZ0	Plain M4*10*0.8t			
R18	WSP04A008SC0	Plain M4*10*0.8t			
R19	WSP04A008SD0	Plain M4*10*0.8t			
R20	WSP04C010SC0	Plain M4*12*1t			

1st Edition (2001.06) June, 2001
1st Revision (2002.01) January, 2002

■ **Manufactured by:**

NO.1800, Ushiyama-cho, Kasugai, Aichi-pre., 486-0901, Japan
Telephone:568-33-1161 Fax:568-33-1191

■ **Distributed by:**
Tajima Industries Ltd.

19-22, Shirakabe, 3-chome, Higashi-ku, Nagoya, 461-0011, Japan
Telephone:52-932-3444 Fax:52-932-2457

■ **Authorized Distributor:**

